

Central Eastern Southern Oregon

Region 7 COVID-19 Situation Update

December 3, 2020

COVID-19 Updates as of Today:

Data as of 12/3/20, 12:01AM Pacific Time

Region 7 COVID-19 Cases:

- 244 in Crook County (*increased by 36 since last week*)
- 2,549 in Deschutes County (*increased by 476 since last week*)
- 139 in Grant County (*increase by 9 since last week*)
- 90 in Harney County (*increased by 15 since last week*)
- 877 in Jefferson County (*increased by 79 since last week*)
- 947 in Klamath County (*increased by 202 since last week*)
- 145 in Lake County (*increased by 32 since last week*)
- 6 in Wheeler County (*increased by 3 since last week*)

Region 7 COVID-19 Deaths:

- 6 in Crook County
- 15 in Deschutes County
- 11 in Jefferson County
- 5 in Klamath County
- 1 in Grant County
- 1 in Harney County
- 1 in Lake County
- **Since last Wednesday**, Oregon Health Authority reported that the total/cumulative number of known COVID-19 cases statewide increased by 10,550, bringing the total in Oregon to 79,263. There were 108 new COVID-19 deaths reported today, bringing the total number of COVID-19 deaths in Oregon to 973.
- CDC reports there are >13.8 million cases of COVID-19 in the United States.
- Worldwide case counts are >63.9 million.

COVID-19 Oregon Highlights

- The Oregon Health Authority released its [COVID-19 Weekly Report](#) today. For the week of Monday, November 23 through Sunday, November 29, OHA recorded a 5% increase from the previous week's daily new cases count. Hospitalizations have increased 8%.

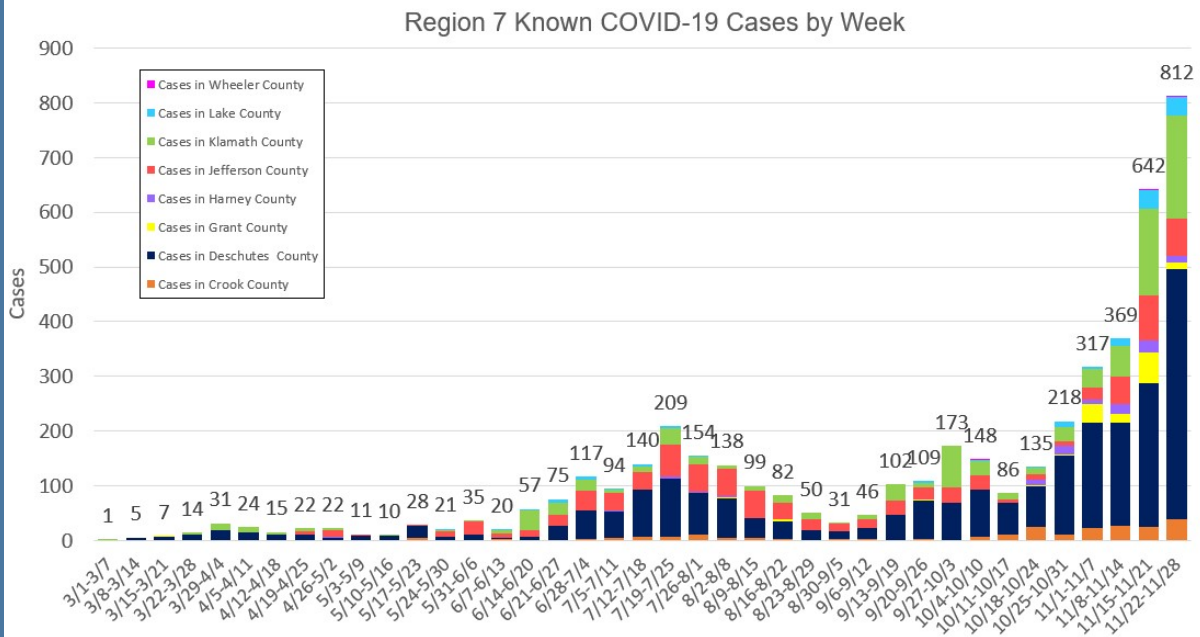
- Governor Brown announces updates to County Risk Levels going into effect December 3 through December 17, 25 counties will be Extreme Risk level, 5 counties will be High Risk, two counties will be Moderate Risk, and 4 counties will be Low Risk. Visit the [State of Oregon news release page](#).

COVID-19 Situation in Region 7

[\(Click here for source: Oregon Health Authority Situation in Oregon\)](#)

The graph below shows the number of COVID-19 cases from Crook, Deschutes, Grant, Harney, Jefferson, Klamath, Lake, and Wheeler County each calendar week beginning the week of 3/1/20-3/7/20 (when the first cases were identified in Region 7).

Data for this week is not yet shown. This graph will be updated **weekly** to show the number of COVID-19 cases identified each week in Region 7.



This graph shows data based on the date a case first became identified as a case, which is the date Oregon Health Authority (OHA) uses for school metrics, public health indicator metrics, and other tracking purposes. This date differs from the date OHA reports a case publicly in news releases.

COVID-19 Public Health Indicators for Monitoring

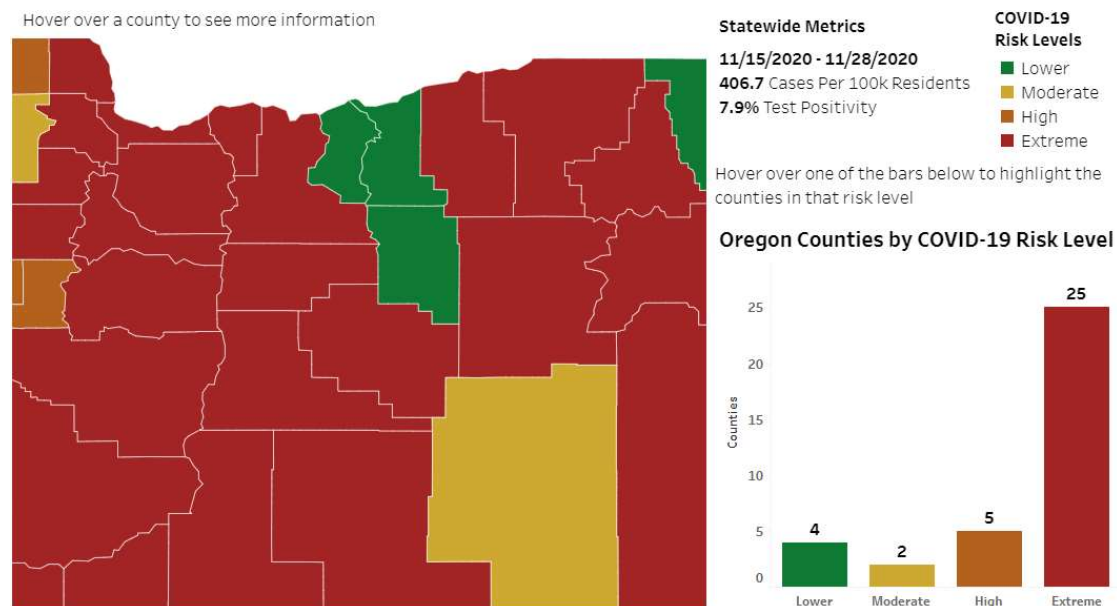
The indicators below are updated once per week. Data shown is for the week of 11/22/20. Green shading means the county is meeting the indicator, and orange shading means the county is not meeting the indicator. No shading indicates immeasurable data or “●”

indicates that the indicator does not apply due to small numbers. For more information, visit the [OHA Public Health Indicators dashboard](#).

County	% ED visits for COVID-like illness (lower is better on this indicator)	Percent of cases not traced to a known source in last 7 days (goal is above 95%)	Percent of cases traced to a known source in last 7 days (goal is above 70%)
Oregon	4.8%	95%	37.8%
Crook	4.8%	72%	38.5%
Deschutes	4.8%	50%	56.1%
Grant	4.8%	100%	66.7%
Harney	4.8%	100%	53.8%
Jefferson	4.8%	79%	48.5%
Klamath	4.8%	99%	68.4%
Lake	4.8%	94%	2.9%
Wheeler	4.8%	•	100%

Oregon's COVID-19 Risk Levels

This map shows the indicator OHA is tracking to monitor COVID-19 risk in Oregon counties. As counties begin to open back up, we want to be sure the risk of COVID-19 in Oregon remains low enough to keep Oregonians safe. For more information, visit the [OHA Public Health Indicators dashboard](#). This dashboard is updated weekly.



COVID-19 School Metrics Data

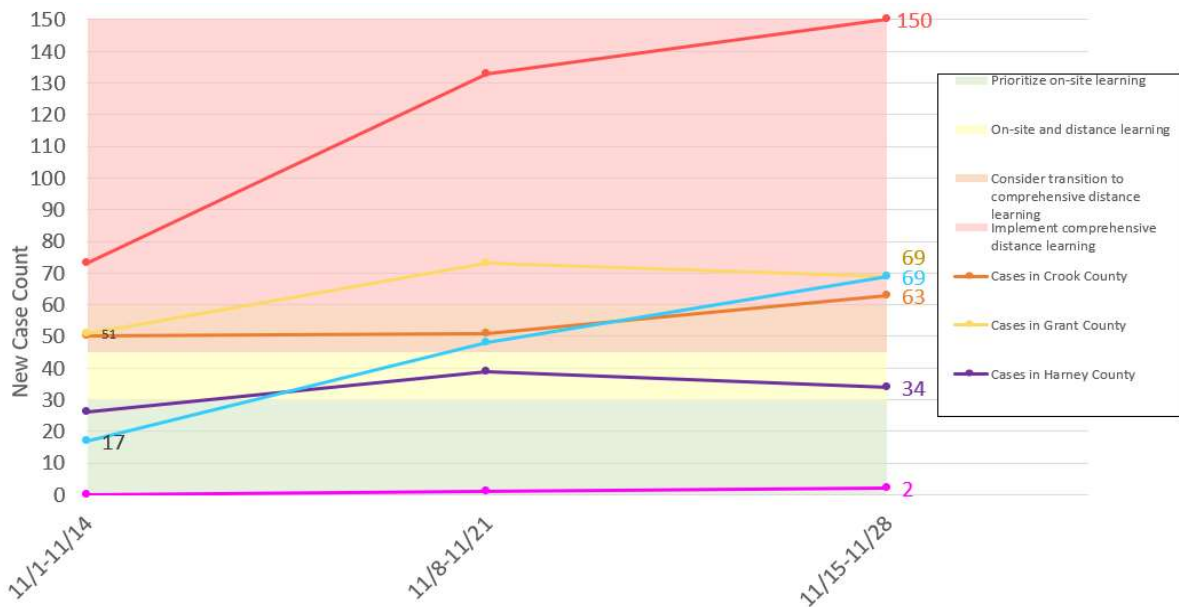
Oregon public health officials have developed metrics to help school boards and school districts make decisions about how they can safely reopen schools. For a school to return to in-person instruction through the ODE On-Site or Hybrid instructional models, the metrics below must be met:

Large Counties (≥30,000 residents): For K-12, case rate is <50 cases per 100,000 in the preceding 14 days and test positivity is <5% in the preceding 14 days. For K-6 case rates is <100 cases per 100,000 in the preceding 14 days and test positivity is 5% to <8% in the preceding 14 days.

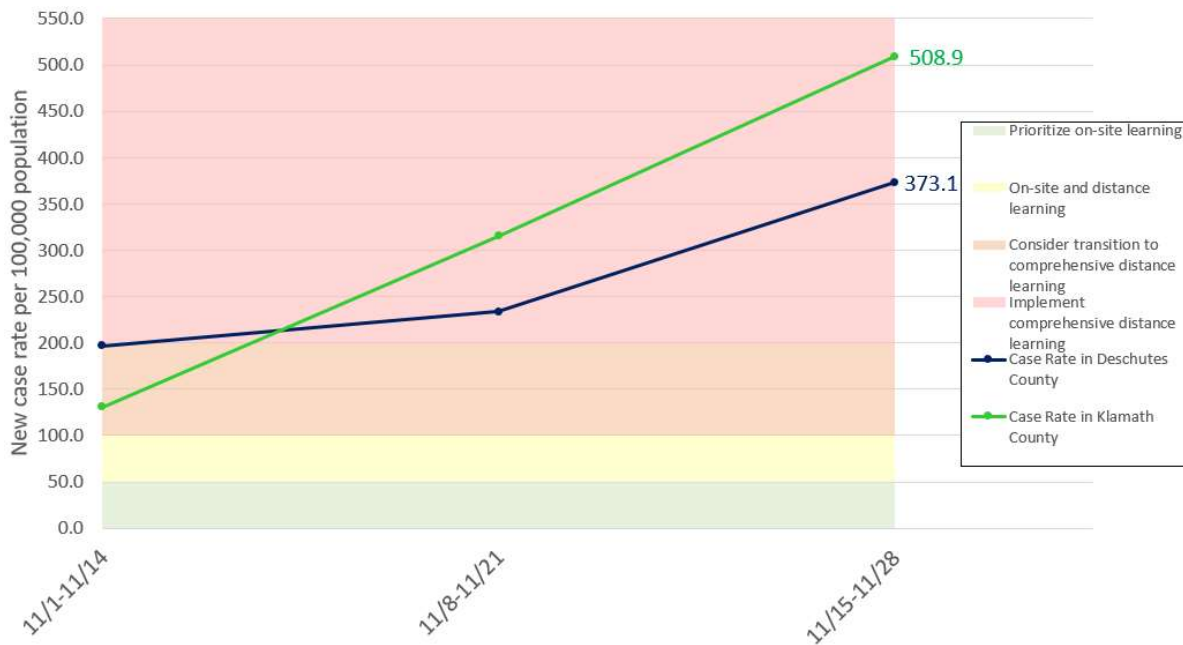
Small Counties (<30,000 residents): For K-12, case count is <30 cases in the preceding 14 days and test positivity is <5% in the preceding 14 days. For K-6, case count is <45 cases in the preceding 14 days and test positivity is 5% to <8% in the preceding 14 days.

There are exceptions to this metric which can be found the [ODE's Ready Schools, Safe Learners information page](#).

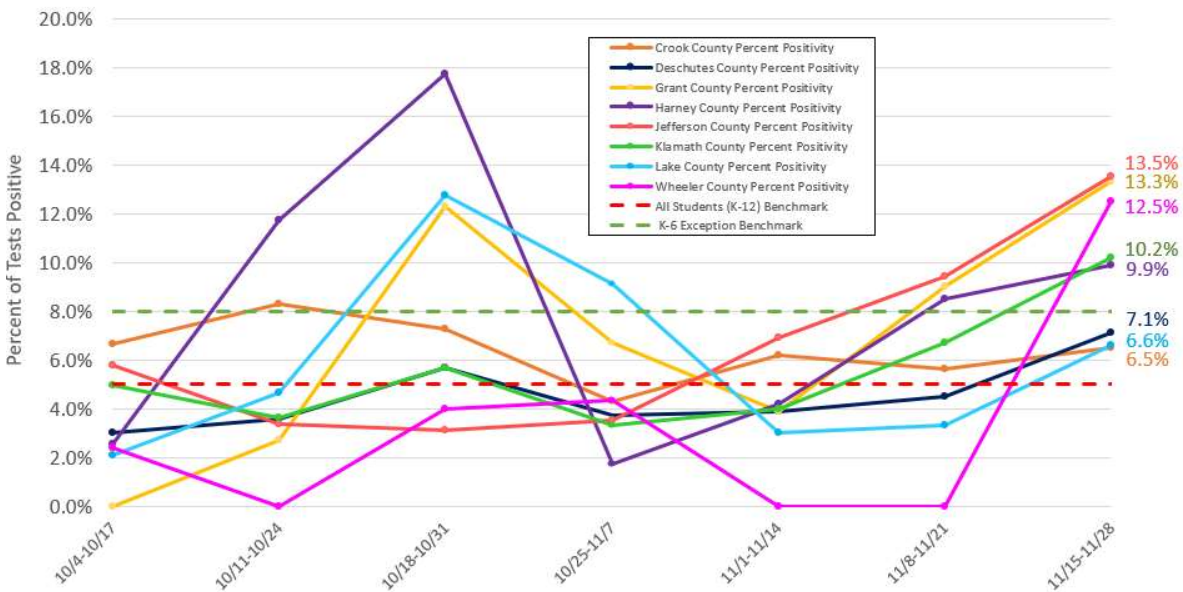
Region 7 Small County Two-week Known COVID-19 Cases



Region 7 Large County Two-week Case Rate per 100,000 Population



Region 7 Two Week Test Positivity



COVID-19 Situation in Oregon

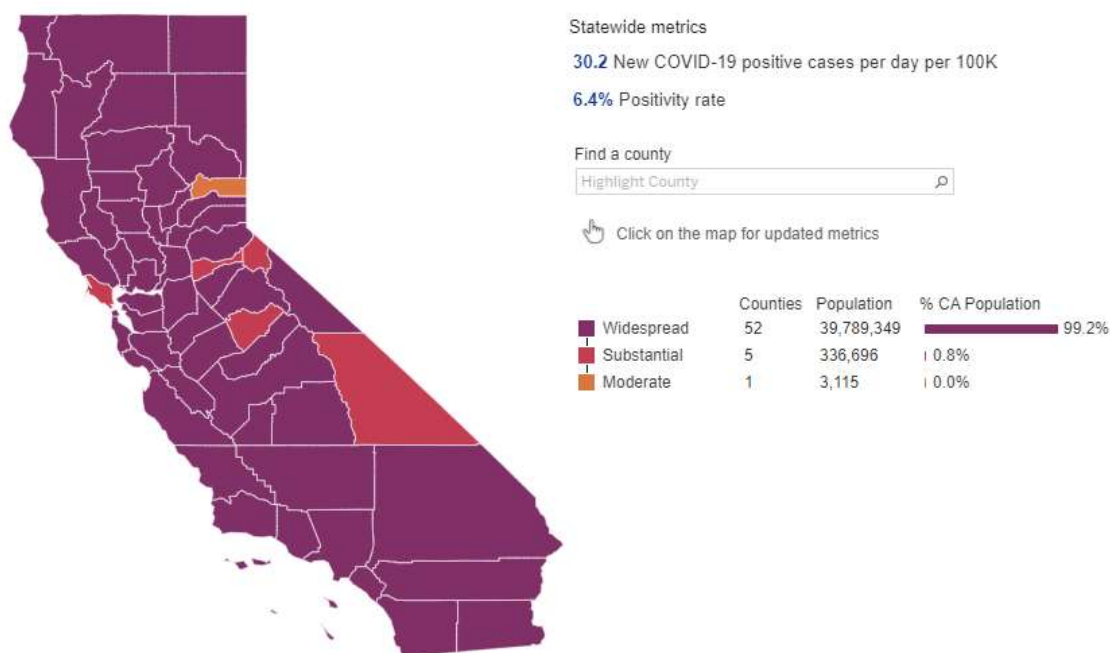
- Oregon COVID-19 Cases: 79,263
- Oregon COVID-19 Deaths: 973
- Total number of Oregonians tested for COVID-19: 2,043,324

Oregon data is as of 12/3/20, 12:01AM Pacific Time. Information on case counts and deaths for all Oregon counties, as well as demographic information for all Oregon cases and deaths, can be found on [Oregon Health Authority's COVID-19 page](#).

COVID-19 Situation in California

- California COVID-19 Cases: 1,234,539 cases
- California COVID-19 Deaths: 19,437 deaths

California data is as of 12/3/20, 11:00AM Pacific Time. Information on case counts and deaths for California can be found on [California's COVID-19 data tracker](#).



All California statewide metric [data and tier assignments](#) are based on results from week ending November 25, updated as of 12/1/20.

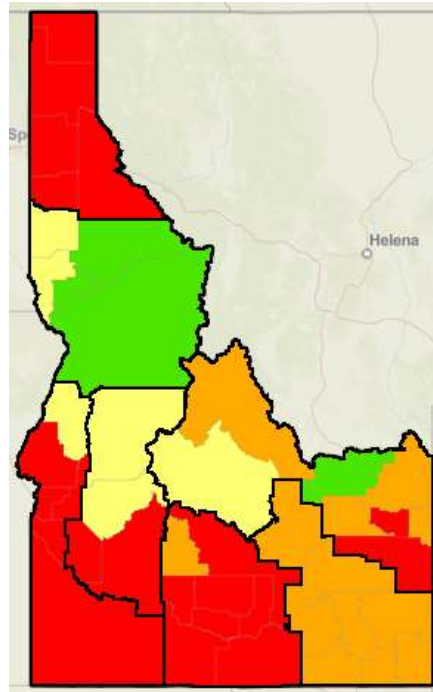
COVID-19 California Updates this Week

- Governor Newsom announces a limited Stay At Home Order requiring non-essential work, movement, and gatherings stop between 10AM and 5AM in counties in the Purple Tier, effective November 21 to December 21. Visit the [Office of the Governor news release page](#).

COVID-19 Situation in Idaho

- Idaho COVID-19 Cases: 104,734 cases
- Idaho COVID-19 Deaths: 991 deaths

Idaho data last updated 12/3/20, 5:07PM Mountain Time. Information on case counts and deaths in Washington State by county can be found on [Idaho's COVID-19 data tracker](#).



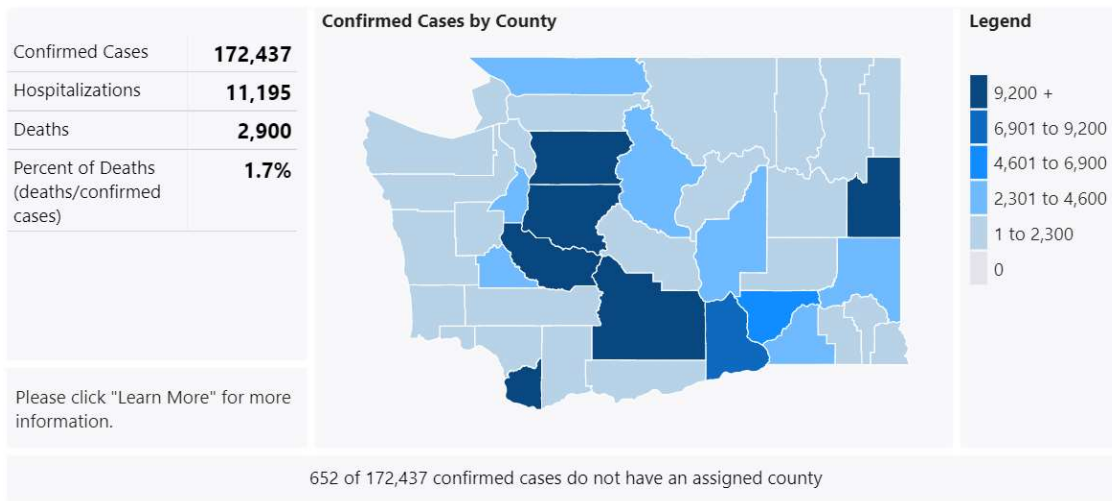
Idaho's Transmission Risk Levels are updated weekly, visit the [Idaho COVID-19 Transmission Risk Levels interactive map](#).

COVID-19 Idaho Updates this Week

- No new updates this week.

COVID-19 Situation in Washington State

- Washington State COVID-19 Confirmed Cases: 172,437 cases
- Washington State COVID-19 Deaths: 2,900 deaths



Washington State data last updated 12/3/20, 3:45PM Pacific Time. Information on case counts and deaths in Washington State by county can be found on [Washington State's COVID-19 data tracker](#).

COVID-19 Updates this Week

- No new updates this week.

COVID-19 Situation in the U.S.

- U.S. COVID-19 Cases: 13,822,249 cases
- U.S. COVID-19 Deaths: 272,525 deaths

U.S. data last updated 12/3/20, 12:17PM Eastern Time. Information on case counts and deaths for all states and U.S.-affiliated jurisdictions can be found on [CDC's COVID-19 data tracker](#).

COVID-19 Situation Worldwide

- Global COVID-19 Cases: 63,965,092 cases
- Global COVID-19 Deaths: 1,488,120 deaths

Worldwide case count and death count estimates are posted on [WHO's COVID-19 dashboard](#). Estimates for worldwide COVID-19 case counts and deaths above are current as of 12/3/20, 4:37PM Central European Time.

For more local information and resources:

- For school information:
 - Visit the [Ready Schools, Safe Learners page for general information](#)
 - Visit the [current community COVID metrics page for Ready Schools, Safe Learners](#). To learn more about these metrics and benchmarks, [click here](#).
- County web resources for COVID-19:
 - Visit the [Crook County Public Health COVID-19 Information Page](#)
 - Visit the [Deschutes County COVID-19 Information Page](#)
 - Visit the [Grant County COVID-19 Information Page](#)
 - Visit the [Harney County Health Department COVID-19 Information Page](#)
 - Visit the [Jefferson County Public Health COVID-19 Information Page](#)
 - Visit the [Klamath County Public Health COVID-19 Information Page](#)
 - Visit the [Lake County COVID-19 Information Page](#)
 - Visit the [Wheeler County COVID-19 Information Page](#)
- Telephone resources:
 - Call the Oregon phone line for COVID-19 information at **2-1-1**
 - Call the OHSU phone line for seek guidance about symptoms and care for COVID-19 at **833-647-8222**. The hotline is open 8am-8pm, 7 days a week.
 - If you are 55 or older and feeling isolated or just want to have a friendly conversation, please call the [Senior Loneliness Line](#) at **503-200-1633**
 - If you are a teen and feeling lonely or anxious, you can call, text, or chat with other teens to talk about anything and everything. Call [YouthLine](#) at **877-968-8491** or text 'teen2teen' to **839863**, the helpline is open 4pm-10pm daily.

Region 7 Public Health Response

Crook, Deschutes, Grant, Harney, Jefferson, Klamath, Lake, and Wheeler County Public Health Departments regularly manage communicable disease outbreaks, and we are prepared to investigate and respond. When a case of COVID-19 is identified in our community, Public Health Nurses work on [contact tracing](#) to identify and notify individuals who might have been exposed.

We began preparing for local impacts of COVID-19 and regularly meeting with healthcare partners, Oregon Health Authority, and CDC in January 2020.

We continue to work closely with local schools, healthcare providers, emergency services, cities, businesses, and others to coordinate efforts and to share the most up-to-date information.

This situation update was compiled by the Crook, Deschutes, Grant, Harney, Jefferson, Klamath, Lake, and Wheeler County Health Departments. It will be updated with state, national, and worldwide situation data and sent every week.