

# Central Eastern Southern Oregon

## Region 7 COVID-19 Situation Update

January 14, 2021

### COVID-19 Updates as of Today:

Data as of 1/14/21, 12:01AM Pacific Time

#### Region 7 COVID-19 Cases:

- 581 in Crook County (*increased by 72 since last Thursday*)
- 4,808 in Deschutes County (*increased by 481 since last Thursday*)
- 182 in Grant County (*increase by 8 since last Thursday*)
- 169 in Harney County (*increased by 17 since last Thursday*)
- 1,661 in Jefferson County (*increased by 79 since last Thursday*)
- 2,352 in Klamath County (*increased by 285 since last Thursday*)
- 227 in Lake County (*increased by 10 since last Thursday*)
- 19 in Wheeler County (*increased by 2 since last Thursday*)

#### Region 7 COVID-19 Deaths:

- 9 in Crook County
- 31 in Deschutes County
- 1 in Grant County
- 3 in Harney County
- 24 in Jefferson County
- 30 in Klamath County
- 5 in Lake County
- 1 in Wheeler County
- **Since last Thursday**, Oregon Health Authority reported that the total/cumulative number of known COVID-19 cases statewide increased by 9,263, bringing the total in Oregon to 130,246. There were 171 new COVID-19 deaths reported today, bringing the total number of COVID-19 deaths in Oregon to 1,737.
- CDC reports there are >22.9 million cases of COVID-19 in the United States.
- Worldwide case counts are >90.7 million.

---

### COVID-19 Oregon Highlights

- The Oregon Health Authority released its [COVID-19 Weekly Report today](#). For the week of Monday, December 4 through Sunday, January 10, OHA recorded a 3% increase from the previous week's daily new cases count. Hospitalizations are nearly identical from the previous week.

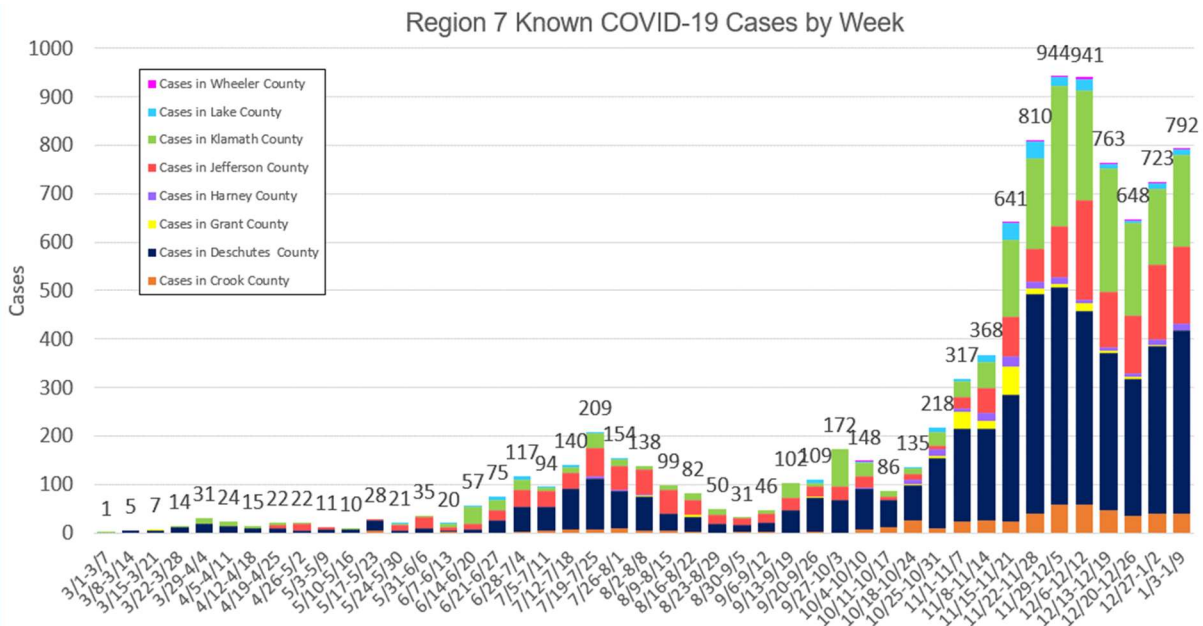
- Governor Kate Brown announces updates to county risk levels effective January 15 through January 28, there will be 26 counties in Extreme Risk level, 2 at High Risk 2 at Moderate Risk, and 6 at Lower Risk. Visit the [State of Oregon news release](#).

## COVID-19 Situation in Region 7

(Click here for source: [Oregon Health Authority Situation in Oregon](#))

The graph below shows the number of COVID-19 cases from Crook, Deschutes, Grant, Harney, Jefferson, Klamath, Lake, and Wheeler County each calendar week beginning the week of 3/1/20-3/7/20 (when the first cases were identified in Region 7).

Data for this week is not yet shown. This graph will be updated **weekly** to show the number of COVID-19 cases identified each week in Region 7.

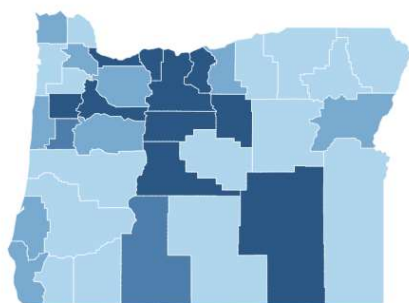


This graph shows data based on the date a case first became identified as a case, which is the date Oregon Health Authority (OHA) uses for school metrics, public health indicator metrics, and other tracking purposes. This date differs from the date OHA reports a case publicly in news releases.

## COVID-19 Vaccination Trends

Oregon, like other states, currently does not have enough vaccine to immunize everyone against COVID-19. The first people getting the vaccine are health care workers and people who live or work in long-term care facilities, such as skilled nursing facilities. OHA's data

dashboard shows the total number of vaccines given to date in Oregon, based on these populations.



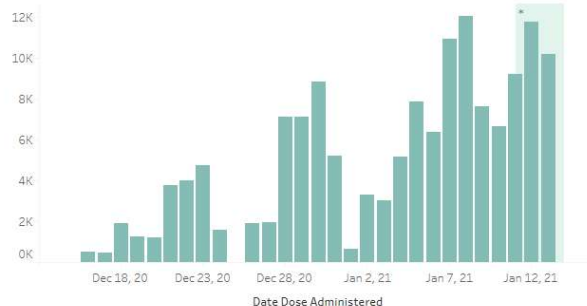
People vaccinated per 10,000

- 119.57-244.72
- 254.28-307.89
- 319.52-320.88
- 330.52-1015.30

People Vaccinated ALL COUNTIES		
<b>120,090</b>	<b>13,000</b>	<b>133,090</b>
Series In Progress	Fully Vaccinated	Total People

#### Doses Administered by Day

\*Doses administered during this time may not yet be reported.



Vaccination data is as of 1/14/21, 12:01AM Pacific Time. For more information, visit the [OHA COVID-19 Vaccination Trends dashboard](#).

County	Series in Progress	Fully Vaccinated	Total People	Total per 10,000
Crook	462	40	502	214.15
Deschutes	6,975	877	7,852	406.84
Grant	124	1	125	169.84
Harney	571	0	571	775.82
Jefferson	766	43	809	339.32
Klamath	2,175	13	2,188	320.88
Lake	125	0	125	154.68
Wheeler	146	0	146	1,015.30

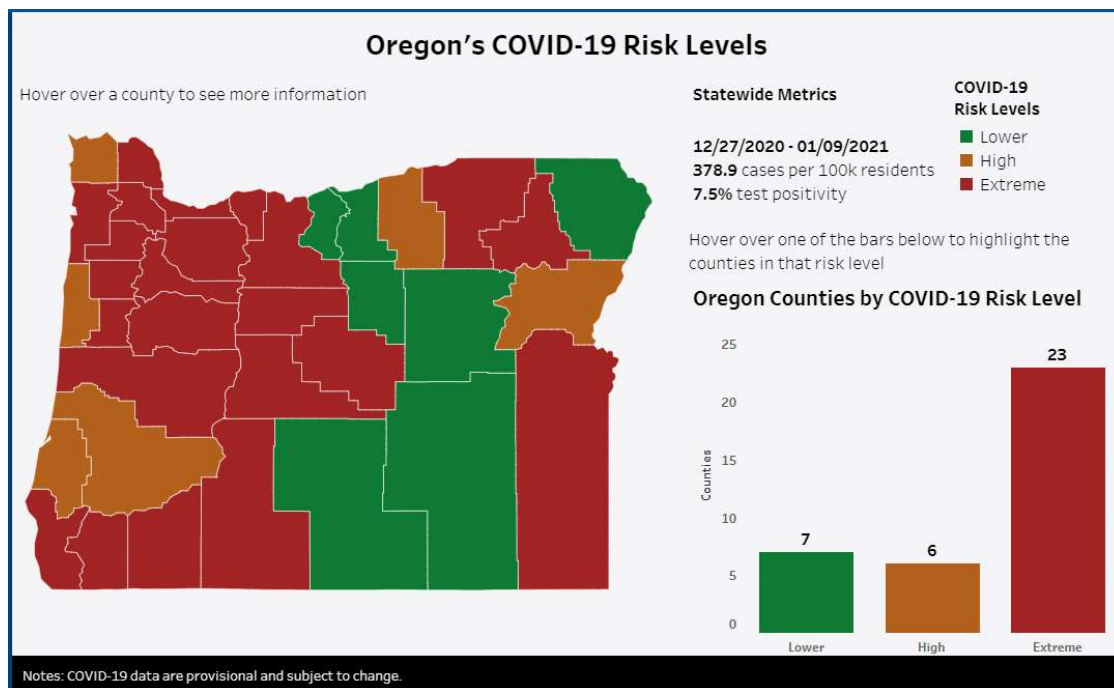
## COVID-19 Public Health Indicators for Monitoring

The indicators below are updated once per week. Data shown is for the week of 1/3/21. Green shading means the county is meeting the indicator, and orange shading means the county is not meeting the indicator. No shading or “●” indicates that the indicator does not apply due to small numbers. For more information, visit the [OHA Public Health Indicators dashboard](#).

County	% ED visits for COVID-like illness (lower is better on this indicator)	Percent of cases with follow up initiated within 24 hours (goal is above 95%)	Percent of cases traced to a known source in last 7 days (goal is above 70%)
Oregon	2.9%	68%	39.2%
Crook	2.9%	97%	59.7%
Deschutes	2.9%	84%	54.4%
Grant	2.9%	75%	50.0%
Harney	2.9%	87%	46.7%
Jefferson	2.9%	90%	81.4%
Klamath	2.9%	41%	32.2%
Lake	2.9%	84%	•
Wheeler	2.9%	•	•

## Oregon's COVID-19 Risk Levels

This map shows the indicator OHA is tracking to monitor COVID-19 risk in Oregon counties. As counties begin to open back up, we want to be sure the risk of COVID-19 in Oregon remains low enough to keep Oregonians safe. For more information, visit the [OHA Public Health Indicators dashboard](#). This dashboard is updated weekly.

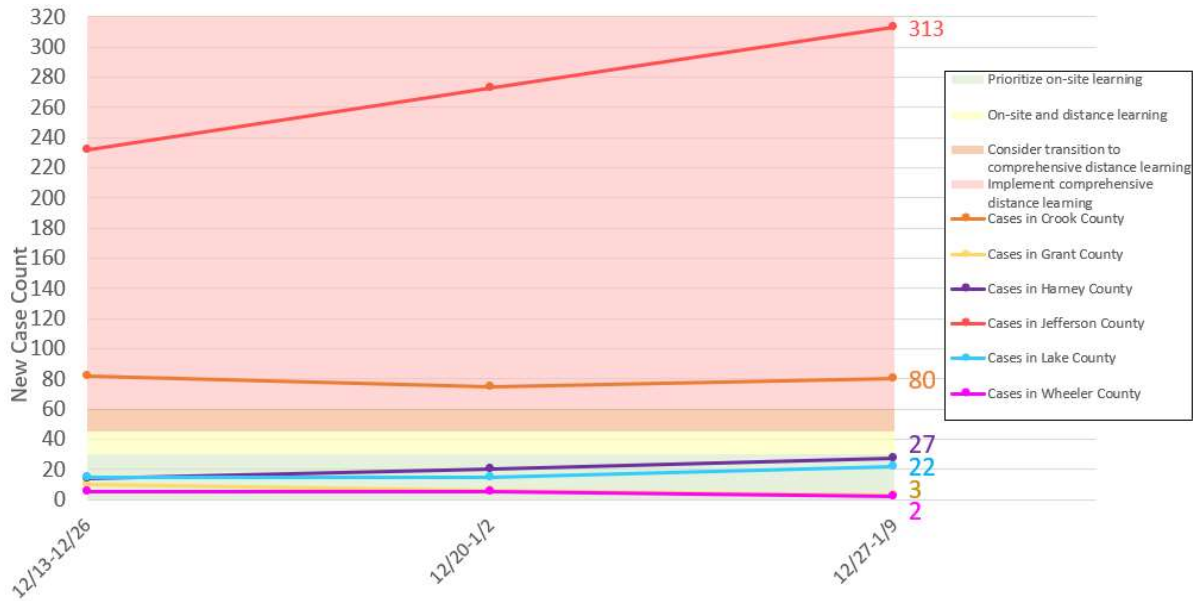


## COVID-19 School Metrics Data

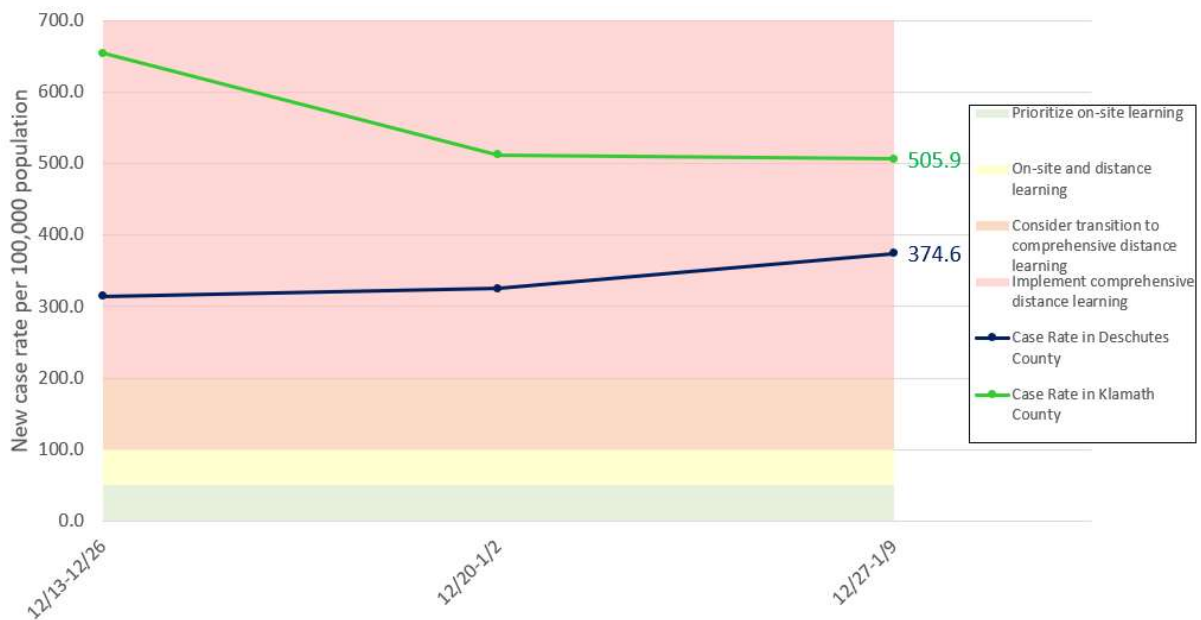
Oregon public health officials have developed metrics to help school boards and school districts make decisions about how they can safely reopen schools. School reopening decisions are based on these metrics.

More details about the use of public health metrics in school reopening can be found on the [ODE's Ready Schools, Safe Learners information page](#).

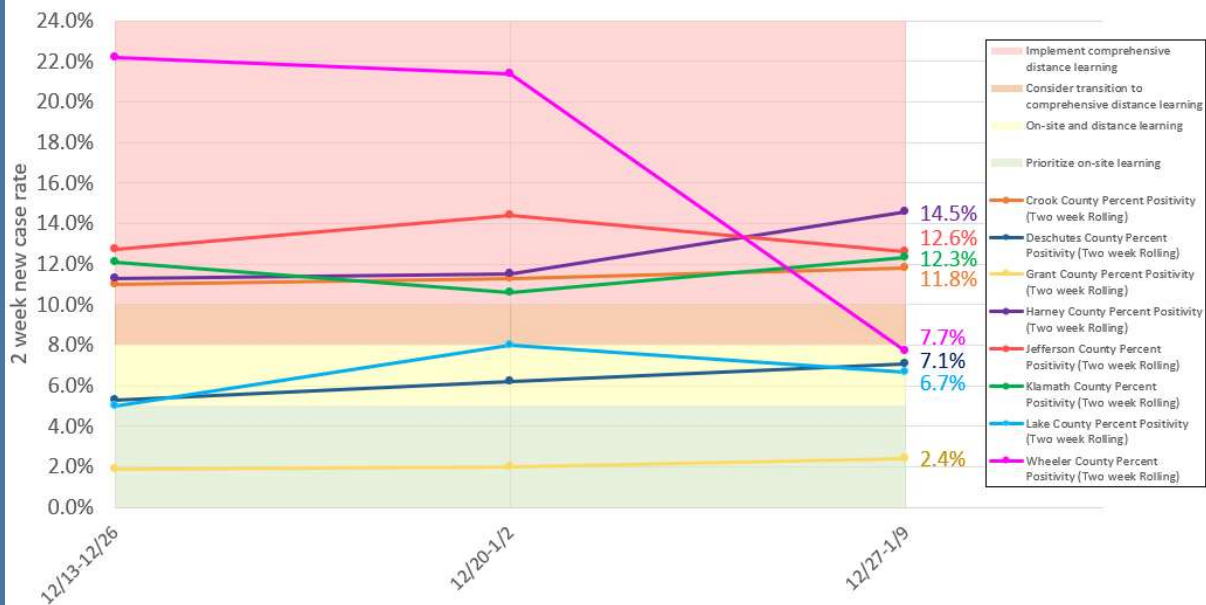
### Region 7 Small-Medium County Two-week Known COVID-19 Cases



### Region 7 Large County Two-week Case Rate per 100,000 Population



## Region 7 Two Week Test Positivity



## COVID-19 Situation in Oregon

- Oregon COVID-19 Cases: 130,246
- Oregon COVID-19 Deaths: 1,737
- Total number of tests for COVID-19: 2,895,680

Oregon data is as of 1/14/21, 12:01AM Pacific Time. Information on case counts and deaths for all Oregon counties, as well as demographic information for all Oregon cases and deaths, can be found on [Oregon Health Authority's COVID-19 page](#).

## COVID-19 Situation in California

- California COVID-19 Cases: 2,816,969 cases
- California COVID-19 Deaths: 31,654 deaths

California data is as of 1/14/21, 11:00AM Pacific Time. Information on case counts and deaths for California can be found on [California's COVID-19 data tracker](#).



#### STATEWIDE METRICS

91.7 New COVID-19 positive cases per day per 100K

17.6% Positivity rate (7-day average)

0.0% ICU availability

Find a county

Click on the map for updated metrics

#### COUNTY RISK LEVELS

Risk Level	Counties	Population	Percentage
Widespread	54	40,093,779	99.9%
Substantial	3	32,266	0.1%
Moderate	1	3,115	0.0%

All California statewide metric [data and tier assignments](#) are based on results from week ending January 2, updated as of 1/12/21.

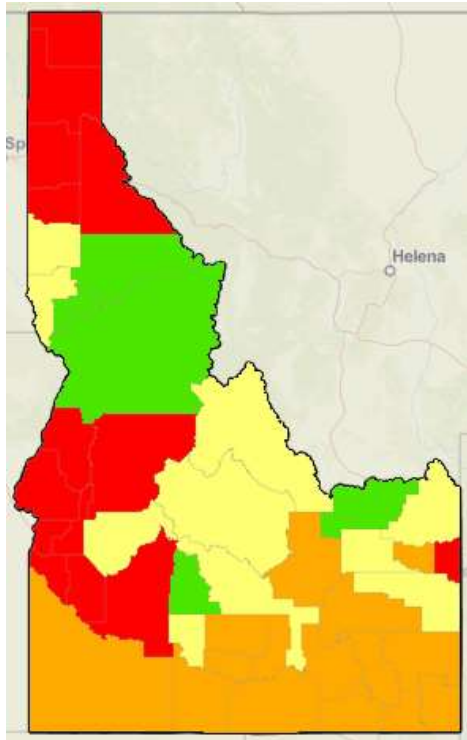
### COVID-19 California Updates this Week

- No new updates this week.

## COVID-19 Situation in Idaho

- Idaho COVID-19 Cases: 153,358 cases
- Idaho COVID-19 Deaths: 1,591 deaths

Idaho data last updated 1/14/21, 11:00AM Mountain Time. Information on case counts and deaths in Washington State by county can be found on [Idaho's COVID-19 data tracker](#).



Idaho's Transmission Risk Levels are updated weekly, visit the [Idaho COVID-19 Transmission Risk Levels interactive map](#).

#### **COVID-19 Idaho Updates this Week**

- No new updates this week.

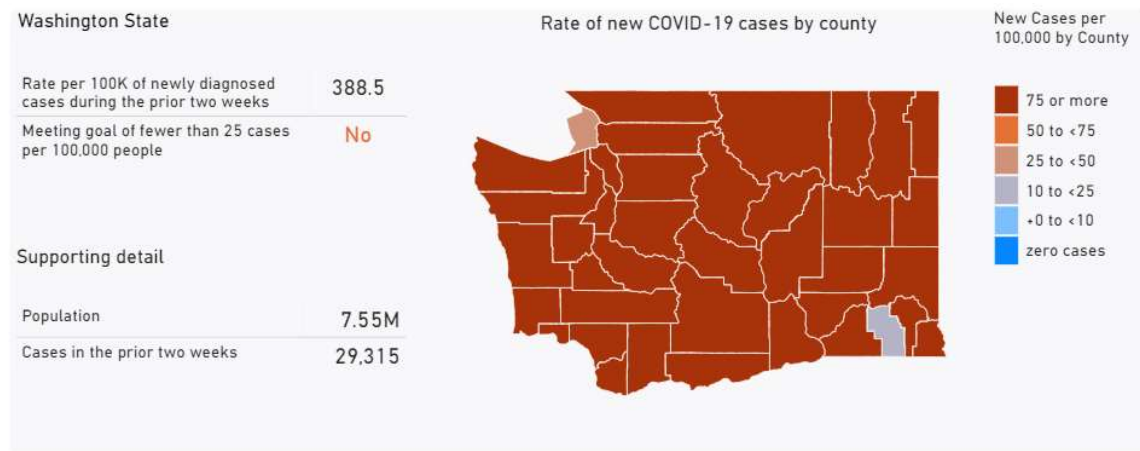
---

### **COVID-19 Situation in Washington State**

- Washington State COVID-19 Cases: 283,777 cases
- Washington State COVID-19 Deaths: 3,876 deaths

Washington State data last updated 1/14/21, 4:06PM Pacific Time. Information on case counts and deaths in Washington State by county can be found on [Washington State's COVID-19 data tracker](#).





Washington State Road to Recovery Phase and Risk Assessment metric data is updated weekly, visit [Washington State's COVID-19 Risk Assessment dashboard](#) for more information.

### COVID-19 Updates this Week

- The Washington State Department of Health announces all regions will remain in Governor's Inslee's Roadmap to Recovery plan's Phase 1 until at least Monday, January 18. Visit the [Washington State Department of Health news release](#).

## COVID-19 Situation in the U.S.

- U.S. COVID-19 Cases: 22,965,957 cases
- U.S. COVID-19 Deaths: 383,351 deaths

U.S. data last updated 1/14/21, 12:16PM Eastern Time. Information on case counts and deaths for all states and U.S.-affiliated jurisdictions can be found on [CDC's COVID-19 data tracker](#).

## COVID-19 Situation Worldwide

- Global COVID-19 Cases: 90,759,370 cases
- Global COVID-19 Deaths: 1,963,169 deaths

Worldwide case count and death count estimates are posted on [WHO's COVID-19 dashboard](#). Estimates for worldwide COVID-19 case counts and deaths above are current as of 1/14/21, 11:49AM Central European Time.

## For more local information and resources:

- For school information:
  - Visit the [Ready Schools, Safe Learners page for general information](#)
  - Visit the [current community COVID metrics page for Ready Schools, Safe Learners](#). To learn more about these metrics and benchmarks, [click here](#).
- County web resources for COVID-19:
  - Visit the [Crook County Public Health COVID-19 Information Page](#)
  - Visit the [Deschutes County COVID-19 Information Page](#)
  - Visit the [Grant County COVID-19 Information Page](#)
  - Visit the [Harney County Health Department COVID-19 Information Page](#)
  - Visit the [Jefferson County Public Health COVID-19 Information Page](#)
  - Visit the [Klamath County Public Health COVID-19 Information Page](#)
  - Visit the [Lake County COVID-19 Information Page](#)
  - Visit the [Wheeler County COVID-19 Information Page](#)
- Telephone resources:
  - Call the Oregon phone line for COVID-19 information at **2-1-1**
  - Call the OHSU phone line for seek guidance about symptoms and care for COVID-19 at **833-647-8222**. The hotline is open 8am-8pm, 7 days a week.
  - If you are 55 or older and feeling isolated or just want to have a friendly conversation, please call the [Senior Loneliness Line](#) at **503-200-1633**
  - If you are a teen and feeling lonely or anxious, you can call, text, or chat with other teens to talk about anything and everything. Call [YouthLine](#) at **877-968-8491** or text 'teen2teen' to **839863**, the helpline is open 4pm-10pm daily.

---

## Region 7 Public Health Response

Crook, Deschutes, Grant, Harney, Jefferson, Klamath, Lake, and Wheeler County Public Health Departments regularly manage communicable disease outbreaks, and we are prepared to investigate and respond. When a case of COVID-19 is identified in our community, Public Health Nurses work on [contact tracing](#) to identify and notify individuals who might have been exposed.

We began preparing for local impacts of COVID-19 and regularly meeting with healthcare partners, Oregon Health Authority, and CDC in January 2020.

We continue to work closely with local schools, healthcare providers, emergency services, cities, businesses, and others to coordinate efforts and to share the most up-to-date information.

---

This situation update was compiled by the Crook, Deschutes, Grant, Harney, Jefferson, Klamath, Lake, and Wheeler County Health Departments. It will be updated with state, national, and worldwide situation data and sent every week.