

Klamath County COVID-19 Epidemiology Summary as of 11/25/20

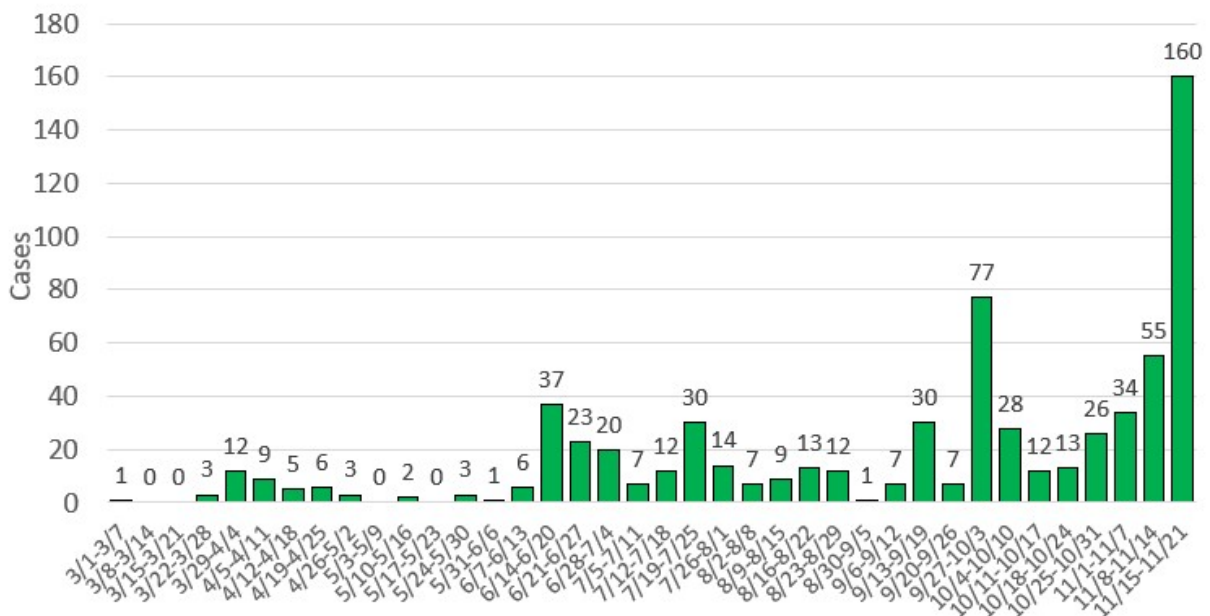
Klamath County Case Summary

Total known cases of COVID-19	745
Cases per 100,000 population	1,093 cases per 100K (County Ranking: 21 st)
Number of cases "recovered"	326
COVID-19 Deaths	4

Klamath County Case Details

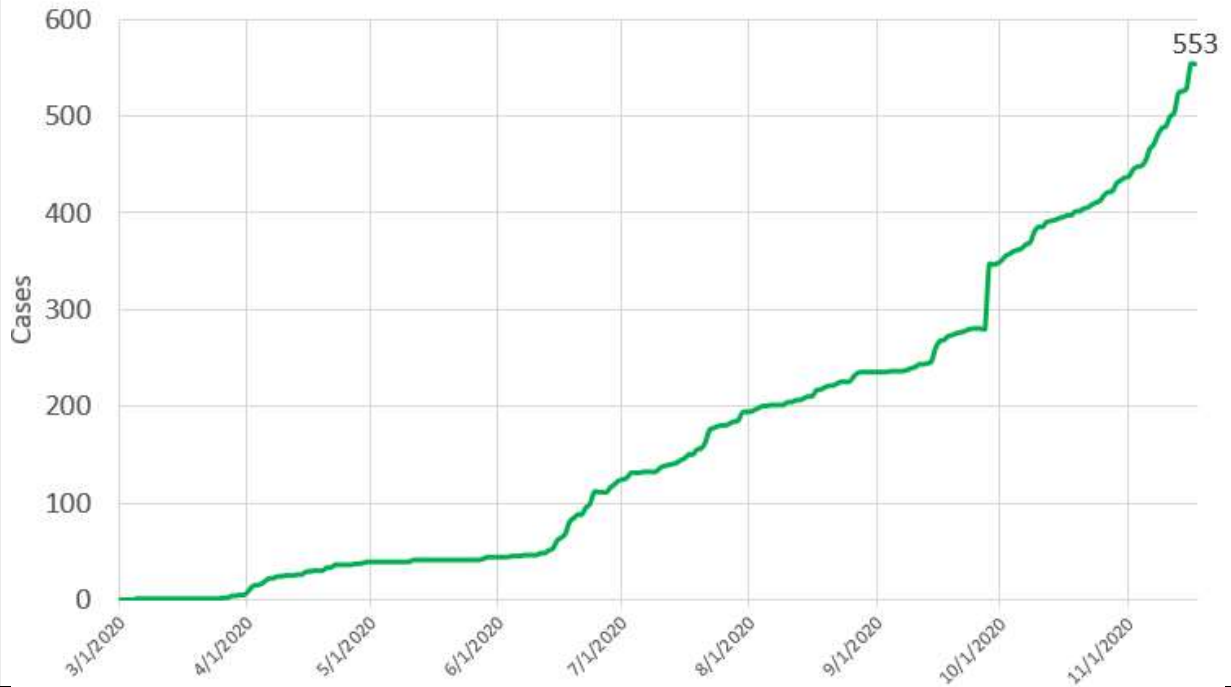
Cases by Age Group		Was Case Hospitalized During Illness?			
Age 14 or younger	46	Yes	33		
Age 15 to 19	52	No	711		
Age 20 to 29	165	Hospitalization Data Unavailable			
Age 30 to 39	135	Cases with Symptoms by Age Group			
Age 40 to 49	122	Age Group	Yes	No	Unknown
Age 50 to 59	95	Age 14 or younger	30	23	10
Age 60 to 69	76	Age 15 to 19	19	4	12
Age 70+	54	Age 20 to 29	86	29	50
Cases by Sex		Age 30 to 39	80	23	32
Female	379	Age 40 to 49	83	15	24
Male	364	Age 50 to 59	58	17	20
Sex Data Unavailable	2	Age 60 to 69	54	5	17
Deaths by Age Group		Age 70 +	35	10	9
Age 40 to 49	1	Total	445	126	174
Age 60 to 69	1				
Age 70 to 79	2				

Klamath County Known COVID-19 Cases by Week



Data for this week is not yet included. This graph shows the number of cases by week, based on the date a case was first identified as a case. This date differs from the date Oregon Health Authority first reports the case for Klamath County in daily press releases.

Klamath County Known COVID-19 Cases - Cumulative



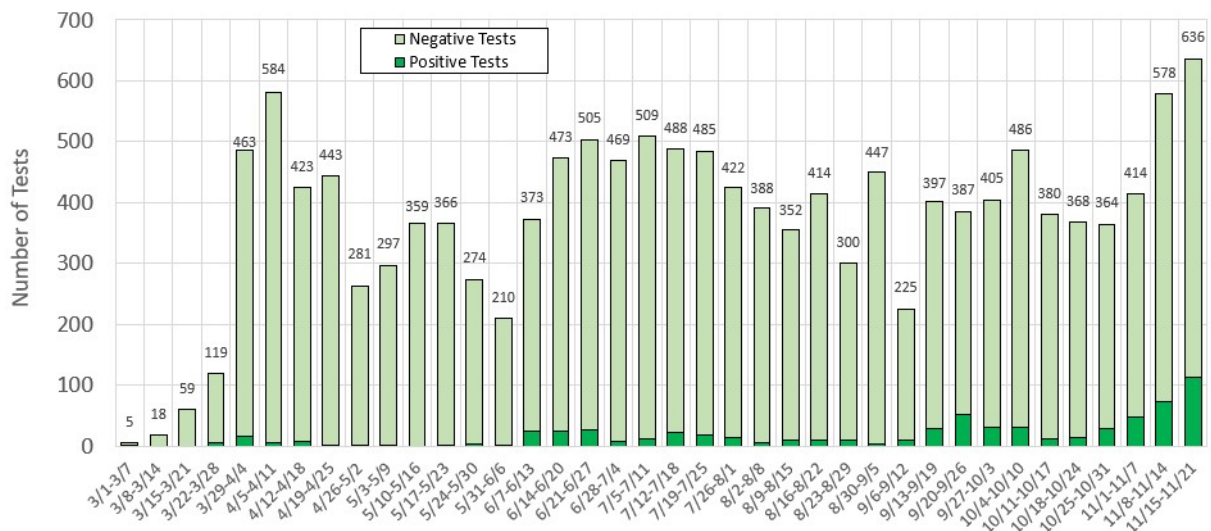
Klamath County Testing Summary

Klamath County Positive Tests**	735
Klamath County Negative Tests**	13,711
Klamath County Total Tests**	14,446
Percent of tests positive (Total/cumulative)**	5.1%
Weekly percent of tests positive (As of 11/25/20. Based on test collection date of 11/15/20 - 11/21/20)**	17.9%
Estimated Klamath County total/cumulative tests** per 100,000 population*	21,185 per 100K (County Ranking: 21 st)
Estimated Klamath County weekly tests per 100,000 population* (As of 11/25/20. Based on test collection date of 11/15/20 - 11/21/20)**	933 per 100K

*Klamath County population denominator estimate: 68,190 (Portland State University Population Estimates, 2019)

** Klamath County testing data using OHA measurement prior to 11/23/20

Klamath County Weekly COVID-19 Tests

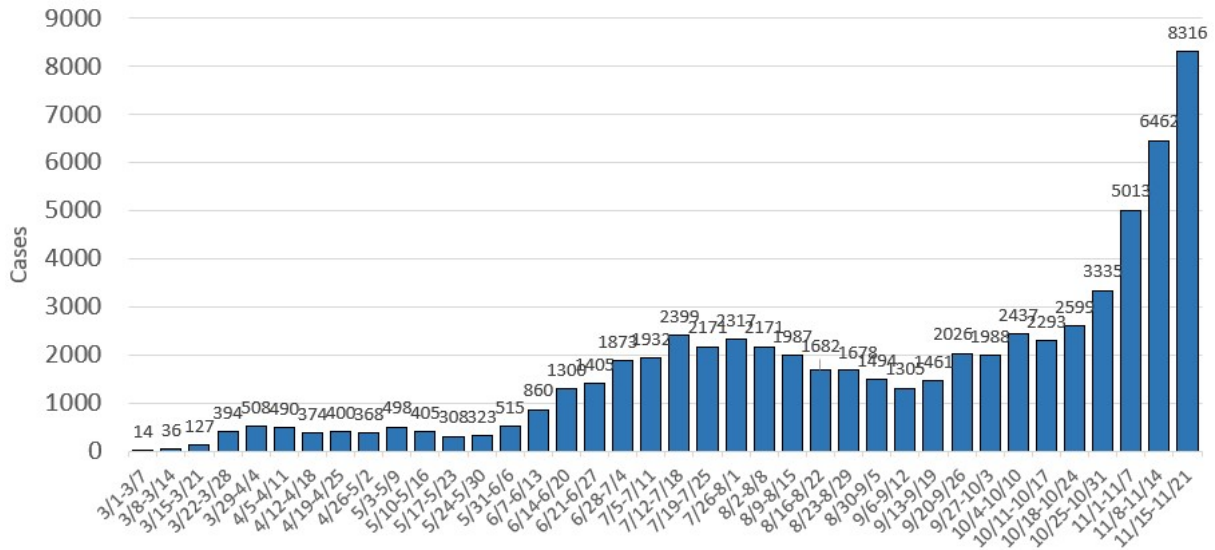


Data is as of Monday, 11/23/20. Tests are shown based on the week they were collected. Tests from the most recent few weeks may not yet be included in this graph due to test turnaround time.

Oregon Case Summary

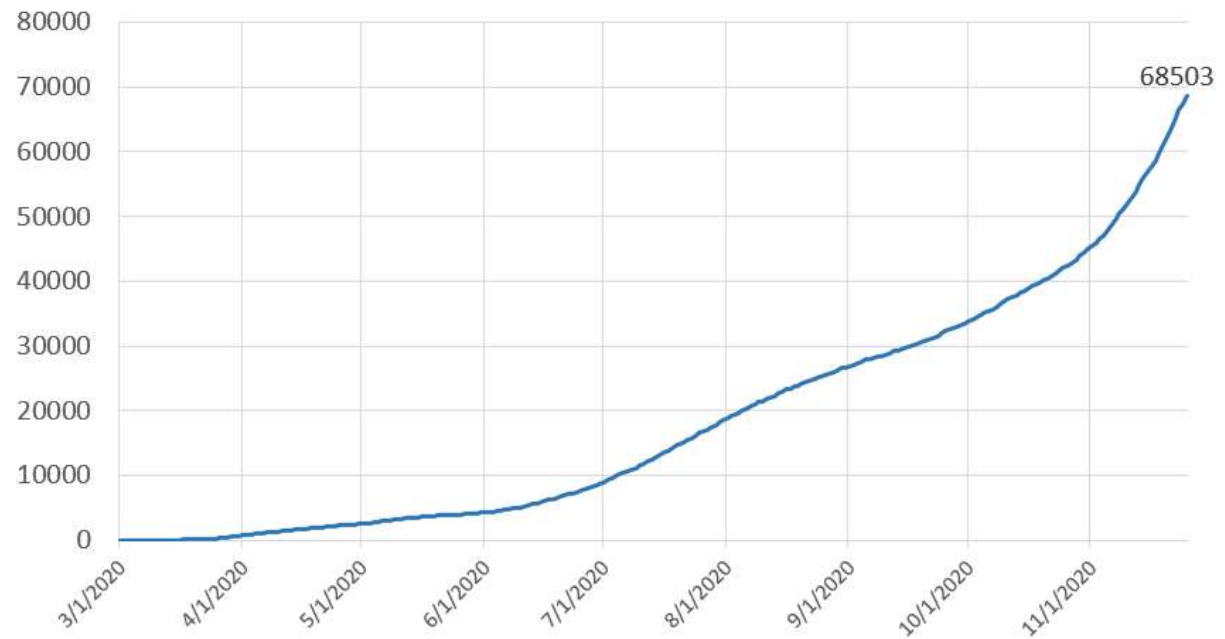
Total Known Cases of COVID-19 Statewide	68,503
COVID-19 Deaths Statewide	867

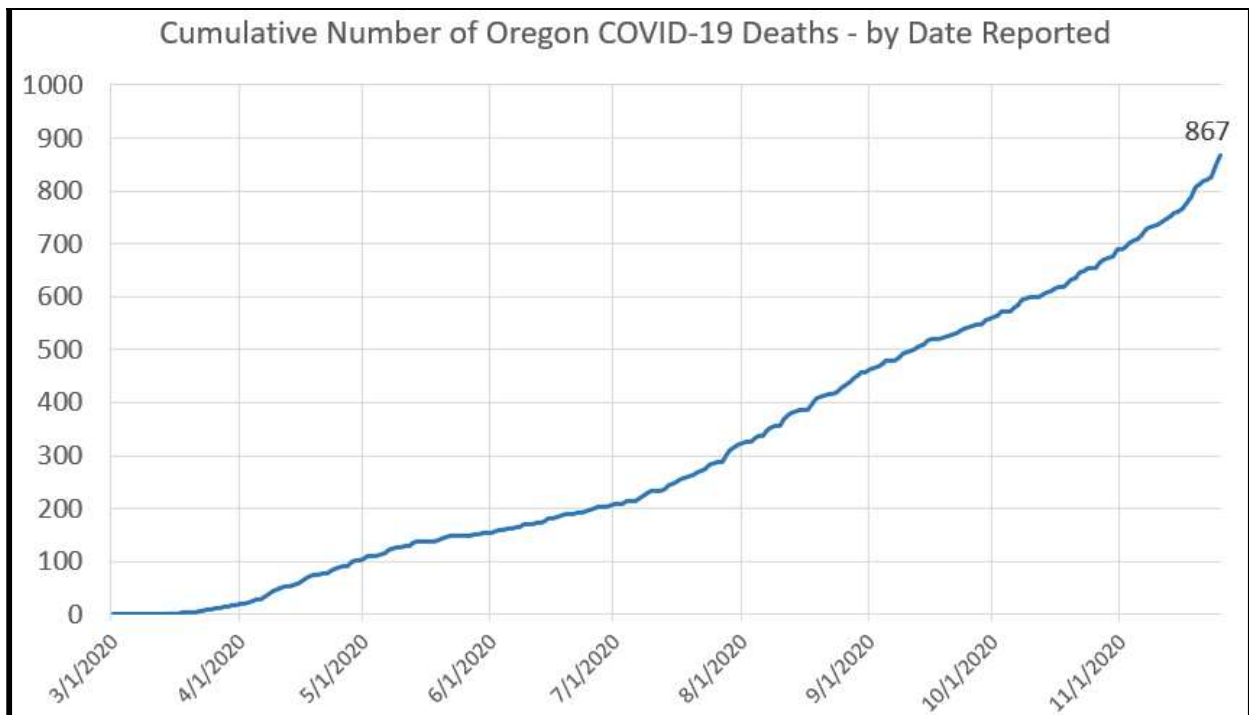
Oregon Known COVID-19 Cases - By Calendar Week



Data is as of Monday, 11/23/20 8:00AM. Data for this week is not yet shown. This graph shows the number of cases by week, based on the date a case was first identified as a case. This date is different from the date Oregon Health Authority reports the case in daily press releases. Data subject to change.

Cumulative Number of Known Oregon COVID-19 Cases - by Date Reported





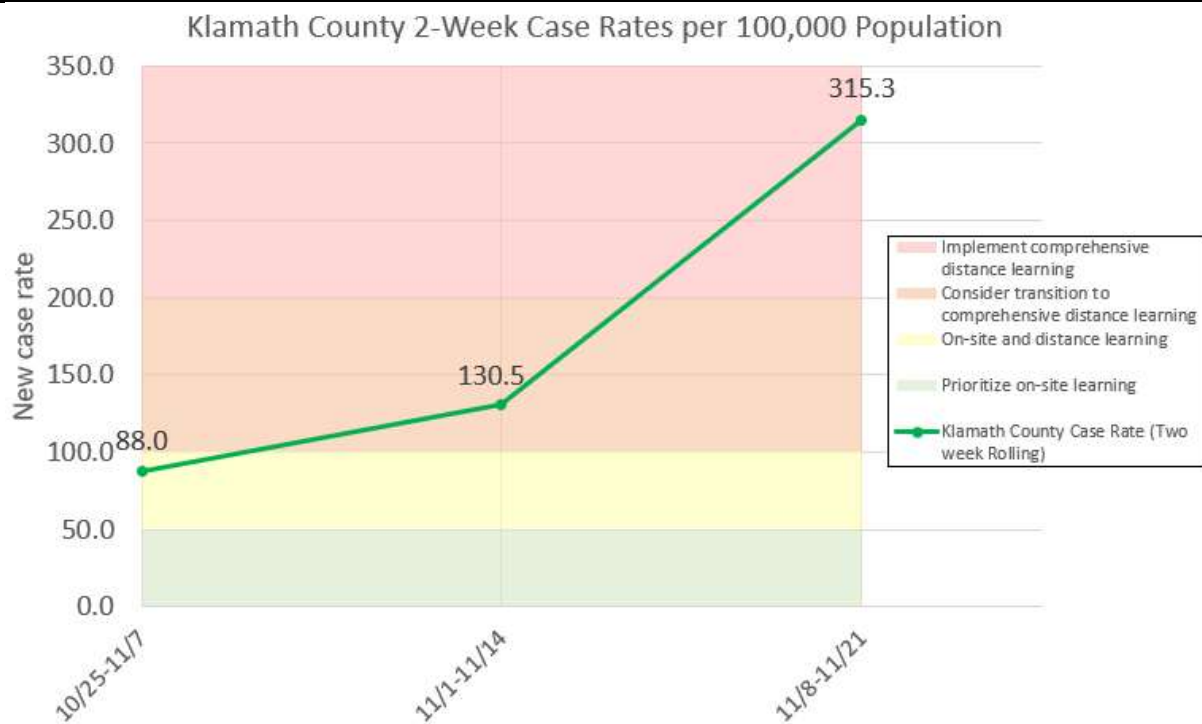
Public Health Indicators for Monitoring COVID-19 (OHA Dashboard)

The indicators below are updated once per week. Data shown is for the week of 11/8/20-11/14/20. Green shading means Klamath County is meeting the indicator, and orange shading means Klamath County is not meeting the indicator. No shading or "N/A" indicates that the indicator does not apply due to small numbers. For more information, visit the [OHA Public Health Indicators dashboard](#).

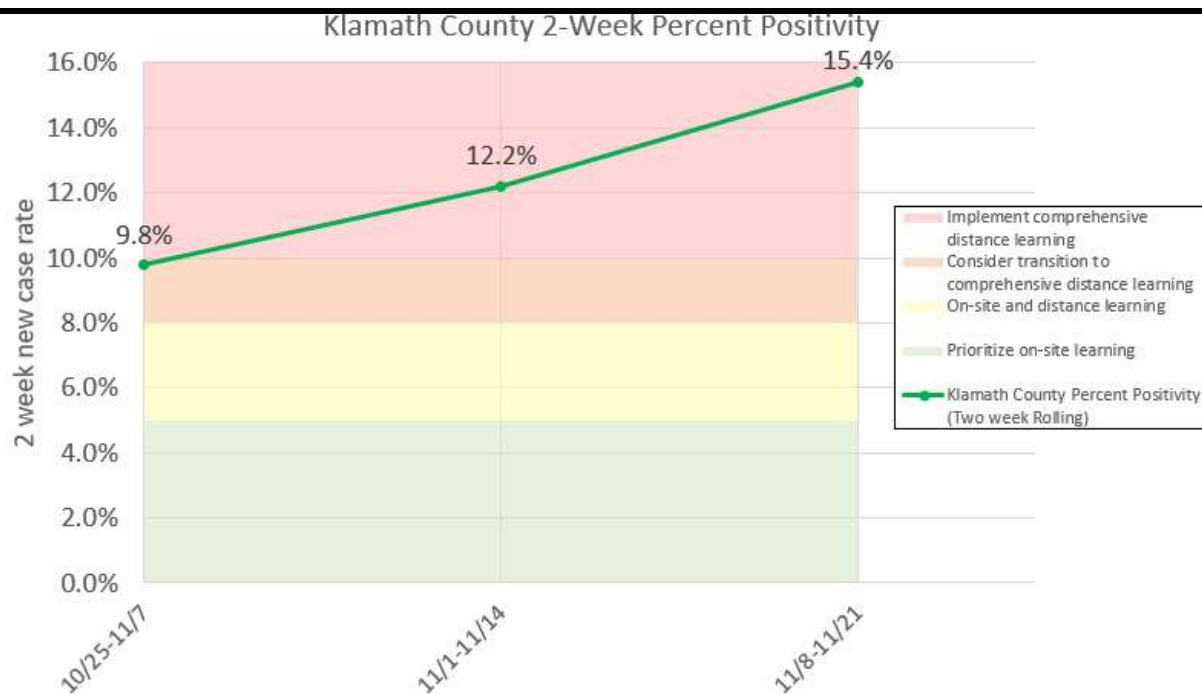
% ED visits for COVID-like illness is below 1.5% (Note: this indicator relies on statewide data rather than county data)	0.9%
Trend in % of tests that are positive in last 7 days (Benchmark: should not trend up)	Uptrend (12.2%)
% increase in new cases in last 7 days (Benchmark: should be no more than 5%)	62%
% of cases not traced to a known source in last 7 days (Benchmark: should be below 30%)	20%
Trend in COVID-19 hospitalizations over the last 14 days (Benchmark: should downtrend)	N/A
% of cases in last 7 days with follow-up within 24 hours (Benchmark: should be 95% or higher)	100%

Ready Schools, Safe Learners: Community COVID-19 Metrics

New school metrics were recently released. Jefferson County is classified as a "small county" (<30,000 residents), which means that school reopening decisions are based on a 2-week county case count and a 2-week county test percent positivity.



Data current as of Monday, 11/23/20. Data are subject to change.



Data current as of Monday, 11/23/20. Percent positivity subject to change as more test results are received. OHA has recently changed how percent positivity is measured.