

**Department Mission:**

Work with the community to achieve and maintain quality of life by providing citizens with professional guidance and coordination, of their development activities, and fairly and consistently implement County development regulations and policies.

**Mandated Services:**

Within the Community Development Department (CDD), the mandated services that are provided to the community are resident in the Planning, Building, On-Site, Solid Waste and Recycling Divisions.

**Self Imposed Services:**

The self imposed or non-mandated services that the Community Development Department provides the community and its citizens are Code Enforcement and the County's 14 Parks.

**Department Overview:**

The Community Development Department is comprised of the Planning, Building, On-Site, Code Enforcement, Solid Waste, and Parks divisions with a total of 42.45 FTEs. The CDD Director's position continues to be vacated from the budget this year to help the department fiscally survive. The CDD Manager provides direct oversight and management of the department's/division budgets, and all payroll matters. The primary stakeholders for the CDD are the building/development contractors, realtors, development consultants, State regulatory agencies and the citizens of the County. Over the past two years, great effort has been expended department wide to cross-train all personnel. This initiative instituted by the Building Official, has enabled CDD to meet the needs of our stakeholders and the citizens of the community at a time when department staffing and operating hours have been drastically reduced.

**Successes:**

As a result of declining revenue and a sluggish economy over the past years, CDD has had to significantly reduce its operating staff. Despite cutbacks, the impact has been transparent to our stakeholders because we have maintained a high level of customer service and have continued to meet the daily workload requirement. Also a result of declining revenue, we have had to reduce the operating hours of the department as a whole. To offset the financial impact to the individual CDD employees, the department has successfully participated in the State of Oregon's Work Share Program, now in the fifth year. The aforementioned successes would not have been possible if not for the dedication and leadership of the CDD Division Managers.

**Challenges:**

By far the biggest challenge will be trying to provide a similar customer service without the previous level of funding provided by the general fund. Further, the economy did improve this last year, posing a challenge of maintaining good customer service, meeting daily inspection loads,

and meeting state mandated deadlines with the current staff that we have. Additionally, at the time when we do recruit for additional inspectors the pool of inspectors has declined making it very difficult to be complete with other jurisdictions.

## **Budget Overview:**

### **Major Revenue**

The primary funding source for the CDD Department comes from fees for services rendered or permits sold, currently budgeted at \$1,416,470. This year the subsidy from the general fund to the Planning Division is \$77,000, a reduction of 10% from last year. On-Site has adopted the State DEQ fee schedule to compensate for the loss of \$30,000 in general fund support. Code Enforcement will utilize a small portion of Solid Waste franchise fees. With the reduced subsidy from the general fund, the new Community Development fee adopted continues as a funding source for the Planning and Code Enforcement divisions to share. The Solid Waste Division operates as an enterprise fund; the Parks Division operates entirely from grant monies received from the State, and the Recycling Division operates based off franchise fees received from commercial haulers.

### **Major Expenditures**

For the most part, the majority of costs for CDD departments are in the administration and management of the Departments (e.g., salaries, vehicles/fuel costs, space rent).

## **Significant Changes:**

Previously the general fund provided partial support to the Planning, and On-Site Divisions. The BOCC this year gave \$77,000 to support Planning only.

We are now using the State of Oregon E-permitting Accela Software for Planning, Building, On-Site and Code Enforcement. The E-permitting software is offered to all Building jurisdictions within Oregon through the Oregon State Building Codes Division. Our Klamath County Planning department has collaborated with the State Building Codes to create the first “planning” model for other jurisdictions to use, after purchasing the planning module separately.

## **Key issues:**

The key issue and major decision for the County and Board of County Commissioners regarding the Planning division in the next few years will be whether or not the County is able to continue to provide/supplement general fund dollars to this division. Without general fund dollars, the Planning division will simply not be able to sustain itself. The newly adopted Community Development fee helps offset the reduced general fund support; however, this fee will not be substantial enough to eliminate the total subsidy of general fund.

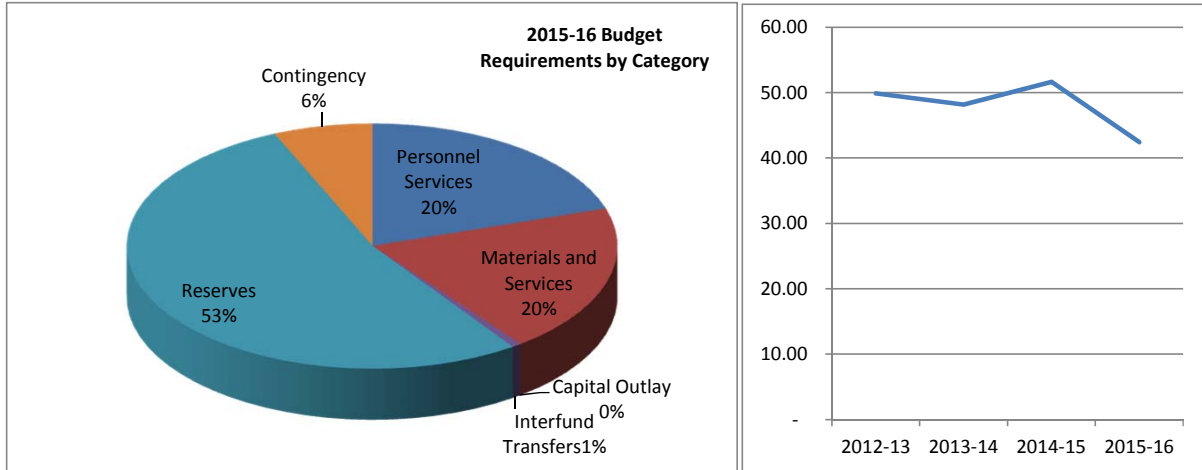
Code Enforcement continues to be non-supported by the General Fund as it is a non-mandated program. It shares ½ of the Community Development with Planning and has so far survived, but cannot sustain the budget in a down economy year.

Klamath County, Oregon  
2015-2016 Budget Financial Presentation  
6010 Community Development

	2012-13 Actual	2013-14 Actual	2014-15 Budget	2015-16 Budget
<b>Requirements by Budgetary Category</b>				
Personnel Services	2,680,288	2,682,987	3,320,027	2,942,763
Materials and Services	3,134,148	2,797,058	2,699,180	2,887,607
Capital Outlay	70,116	-	661,876	200
<b>Subtotal Current Expenditures</b>	<b>5,884,552</b>	<b>5,480,045</b>	<b>6,681,083</b>	<b>5,830,570</b>
Interfund Transfers	5,908,032	218,500	47,143	93,822
Reserves	-	-	7,226,279	7,798,092
Contingency	-	-	881,223	960,390
Unappropriated Fund Balance	8,692,872	9,009,293	-	-
<b>Subtotal Noncurrent Expenditures</b>	<b>14,600,904</b>	<b>9,227,793</b>	<b>8,154,645</b>	<b>8,852,304</b>
<b>Total Requirements by Budgetary Category</b>	<b>20,485,456</b>	<b>14,707,838</b>	<b>14,835,728</b>	<b>14,682,874</b>
<b>Requirements by Fund</b>				
Community Development (5050)	1,880,748	1,731,236	1,631,373	1,823,349
Parks (2525)	443,836	370,149	355,600	445,767
Solid Waste (5020)	12,748,478	12,606,453	12,848,755	12,413,758
Landfill Site Reserves (5022)	5,412,394	-	-	-
<b>Total Requirements by Fund</b>	<b>20,485,456</b>	<b>14,707,838</b>	<b>14,835,728</b>	<b>14,682,874</b>
<b>Resources by Budgetary Category</b>				
Taxes	-	-	-	116,613
Licenses, Fees and Permits	133,663	195,802	214,583	105,870
Intergovernmental	162,459	110,147	106,650	106,650
Charges for Services	5,288,735	5,319,450	5,474,884	5,367,500
Fines and Forfeitures	3,916	3,004	1,300	1,600
Investment Earnings	23,269	34,015	48,950	35,740
Interfund Transfers	6,000,249	331,112	144,191	170,822
Miscellaneous	23,053	21,434	17,500	4,500
Beginning Fund Balance	8,850,112	8,692,874	8,827,670	8,773,579
<b>Total Resources by Budgetary Category</b>	<b>20,485,456</b>	<b>14,707,838</b>	<b>14,835,728</b>	<b>14,682,874</b>
<b>Full-Time Employee Equivalents</b>	49.93	48.21	51.67	42.45

Klamath County, Oregon  
 2015-2016 Budget Financial Presentation  
 6010 Community Development

<u>Mandate</u>	<b>Total Cost</b>	<b>Personnel Services</b>	<b>FTE</b>
Planning Division	266,460	187,239	2.27
Building Division	1,296,360	880,268	9.90
On-Site Division	167,971	117,672	1.39
Self imposed Code Enforcement	92,558	56,113	0.76
Parks	445,767	83,827	1.58
Solid Waste	12,413,758	1,617,644	26.55
<b>Total Mandates</b>	<b>14,682,874</b>	<b>2,942,763</b>	<b>42.45</b>



# General Ledger

## Budget Analysis

User: jlink  
 Printed: 03/19/2015 - 6:56PM  
 Fiscal Year: 2016



2013 Actual	2014 Actual	2015 Adopted	2015 Estimated	Account	Description	FTE	2016 Requested	2016 Proposed	2016 Approved	2016 Adopted
266,492.00	0.00	0.00	0.00	5050 6010 R31 6011-6000-4398	Community Development Community Development - Admin Interdepartmental Charges Intradepartmental Service Chg	0.00	0.00	0.00	0.00	0.00
266,492.00	0.00	0.00	0.00		Interdepartmental Charges Totals:	0.00	0.00	0.00	0.00	0.00
5,898.03	0.00	0.00	0.00	R40 6011-6000-4400	Other Local Revenue Miscellaneous	0.00	0.00	0.00	0.00	0.00
5,898.03	0.00	0.00	0.00		Other Local Revenue Totals:	0.00	0.00	0.00	0.00	0.00
166.18	0.00	0.00	0.00	R41 6011-6000-4495	Interest Investments - Interest On	0.00	0.00	0.00	0.00	0.00
166.18	0.00	0.00	0.00		Interest Totals:	0.00	0.00	0.00	0.00	0.00
0.00	0.00	0.00	0.00	R70 6011-6000-4900	Interfund Transfers Trans - General Non Dept	0.00	0.00	0.00	0.00	0.00
0.00	0.00	0.00	0.00	6011-6000-4902	Trans - Equipment Reserve	0.00	0.00	0.00	0.00	0.00
0.00	0.00	0.00	0.00	6011-6000-4933	Trans - Solid Waste	0.00	0.00	0.00	0.00	0.00
0.00	0.00	0.00	0.00	6011-6000-4952	Trans - Park	0.00	0.00	0.00	0.00	0.00
0.00	0.00	0.00	0.00	6011-6000-4961	Trans - Planning	0.00	0.00	0.00	0.00	0.00
0.00	0.00	0.00	0.00	6011-6000-4961	Trans - Building	0.00	0.00	0.00	0.00	0.00
0.00	0.00	0.00	0.00	6011-6000-4961	Trans - Code Enforcement	0.00	0.00	0.00	0.00	0.00
0.00	0.00	0.00	0.00		Interfund Transfers Totals:	0.00	0.00	0.00	0.00	0.00
2,973.24	0.00	0.00	0.00	R90 6011-6000-4995	Fund Balances Beginning Fund Balance	0.00	0.00	0.00	0.00	0.00
2,973.24	0.00	0.00	0.00		Fund Balances Totals:	0.00	0.00	0.00	0.00	0.00
275,529.45	0.00	0.00	0.00		REVENUES TOTALS:	0.00	0.00	0.00	0.00	0.00

2013 Actual	2014 Actual	2015 Adopted	2015 Estimated	Account	Description	FTE	2016 Requested	2016 Proposed	2016 Approved	2016 Adopted
				E10	Personnel Services					
88,520.68	0.00	0.00	0.00	6011-6000-5000	Salaries and Wages	0.00	0.00	0.00	0.00	0.00
6,518.10	0.00	0.00	0.00	6011-6000-5110	FICA	0.00	0.00	0.00	0.00	0.00
33.82	0.00	0.00	0.00	6011-6000-5120	Workmans Compensation Tax	0.00	0.00	0.00	0.00	0.00
10,649.73	0.00	0.00	0.00	6011-6000-5130	Medical Insurance	0.00	0.00	0.00	0.00	0.00
32.30	0.00	0.00	0.00	6011-6000-5133	Life Insurance	0.00	0.00	0.00	0.00	0.00
26.18	0.00	0.00	0.00	6011-6000-5134	Short Term Disability	0.00	0.00	0.00	0.00	0.00
9,014.19	0.00	0.00	0.00	6011-6000-5140	Retirement - General	0.00	0.00	0.00	0.00	0.00
2,035.90	0.00	0.00	0.00	6011-6000-5156	Unemployment Compensation	0.00	0.00	0.00	0.00	0.00
2,062.04	0.00	0.00	0.00	6011-6000-5157	Workmans Compensation	0.00	0.00	0.00	0.00	0.00
118,892.94	0.00	0.00	0.00		Personnel Services Totals:	0.00	0.00	0.00	0.00	0.00
				E20	Material and Services					
0.00	0.00	0.00	0.00	6011-6000-6200	Contract Services	0.00	0.00	0.00	0.00	0.00
304.29	0.00	0.00	0.00	6011-6000-6203	Legal Notice Publish	0.00	0.00	0.00	0.00	0.00
0.00	0.00	0.00	0.00	6011-6000-6208	Moving Expenses	0.00	0.00	0.00	0.00	0.00
100.00	0.00	0.00	0.00	6011-6000-6310	Dues & Fees	0.00	0.00	0.00	0.00	0.00
0.00	0.00	0.00	0.00	6011-6000-6331	Office Furniture	0.00	0.00	0.00	0.00	0.00
0.00	0.00	0.00	0.00	6011-6000-6501	Operating Expenses	0.00	0.00	0.00	0.00	0.00
424.34	0.00	0.00	0.00	6011-6000-6535	Equipment Maint & Repair	0.00	0.00	0.00	0.00	0.00
0.00	0.00	0.00	0.00	6011-6000-6536	Vehicle Maint & Repair	0.00	0.00	0.00	0.00	0.00
705.70	0.00	0.00	0.00	6011-6000-6600	Supplies - Office	0.00	0.00	0.00	0.00	0.00
735.65	0.00	0.00	0.00	6011-6000-6601	Supplies - Other	0.00	0.00	0.00	0.00	0.00
0.00	0.00	0.00	0.00	6011-6000-6602	Copier Maint & Supplies	0.00	0.00	0.00	0.00	0.00
2.35	0.00	0.00	0.00	6011-6000-6603	Postage	0.00	0.00	0.00	0.00	0.00
0.00	0.00	0.00	0.00	6011-6000-6604	Publications & Periodicals	0.00	0.00	0.00	0.00	0.00
0.00	0.00	0.00	0.00	6011-6000-6650	Books	0.00	0.00	0.00	0.00	0.00
0.00	0.00	0.00	0.00	6011-6000-6701	Mgmt Travel & Training	0.00	0.00	0.00	0.00	0.00
0.00	0.00	0.00	0.00	6011-6000-6702	Staff Travel & Training	0.00	0.00	0.00	0.00	0.00
1,033.91	0.00	0.00	0.00	6011-6000-6755	Telephone	0.00	0.00	0.00	0.00	0.00
3,306.24	0.00	0.00	0.00		Material and Services Totals:	0.00	0.00	0.00	0.00	0.00
				E21	Interdepartmental Charges					
109,523.00	0.00	0.00	0.00	6011-6000-6990	Internal Services	0.00	0.00	0.00	0.00	0.00

2013 Actual	2014 Actual	2015 Adopted	2015 Estimated	Account	Description	FTE	2016 Requested	2016 Proposed	2016 Approved	2016 Adopted
9,959.00	0.00	0.00	0.00	6011-6000-6991	Facility Services	0.00	0.00	0.00	0.00	0.00
16,650.00	0.00	0.00	0.00	6011-6000-6992	Steering Comm Hardware Chg	0.00	0.00	0.00	0.00	0.00
5,670.00	0.00	0.00	0.00	6011-6000-6993	Steering Comm User Chg	0.00	0.00	0.00	0.00	0.00
551.00	0.00	0.00	0.00	6011-6000-6994	Risk Management	0.00	0.00	0.00	0.00	0.00
897.00	0.00	0.00	0.00	6011-6000-6995	Insurance Liability	0.00	0.00	0.00	0.00	0.00
0.00	0.00	0.00	0.00	6011-6000-6997	Insurance Work Comp	0.00	0.00	0.00	0.00	0.00
0.00	0.00	0.00	0.00	6011-6000-6999	Office Supplies - Internal	0.00	0.00	0.00	0.00	0.00
0.00	0.00	0.00	0.00	6011-6000-6999	Postage - Internal	0.00	0.00	0.00	0.00	0.00
0.00	0.00	0.00	0.00	6011-6000-6999	Tech Supplies - Internal	0.00	0.00	0.00	0.00	0.00
143,250.00	0.00	0.00	0.00		Interdepartmental Charges Totals:	0.00	0.00	0.00	0.00	0.00
0.00	0.00	0.00	0.00	E70	Interfund Transfers					
				6011-6000-9003	Trans - Equipment Reserve	0.00	0.00	0.00	0.00	0.00
0.00	0.00	0.00	0.00		Interfund Transfers Totals:	0.00	0.00	0.00	0.00	0.00
				E90	Unappropriated Fund Balance					
10,080.27	0.00	0.00	0.00	6011-6000-9990	Unappropriated Fund Balance	0.00	0.00	0.00	0.00	0.00
10,080.27	0.00	0.00	0.00		Unappropriated Fund Balance Total	0.00	0.00	0.00	0.00	0.00
275,529.45	0.00	0.00	0.00		EXPENDITURES TOTALS:	0.00	0.00	0.00	0.00	0.00
275,529.45	0.00	0.00	0.00		DEPARTMENT REVENUES	0.00	0.00	0.00	0.00	0.00
275,529.45	0.00	0.00	0.00		DEPARTMENT EXPENSES	0.00	0.00	0.00	0.00	0.00
0.00	0.00	0.00	0.00		Community Development - Admin	0.00	0.00	0.00	0.00	0.00
275,529.45	0.00	0.00	0.00		FUND REVENUES	0.00	0.00	0.00	0.00	0.00
275,529.45	0.00	0.00	0.00		FUND EXPENSES	0.00	0.00	0.00	0.00	0.00
0.00	0.00	0.00	0.00		Community Development Totals:	0.00	0.00	0.00	0.00	0.00

2013 Actual	2014 Actual	2015 Adopted	2015 Estimated	Account	Description	FTE	2016 Requested	2016 Proposed	2016 Approved	2016 Adopted
275,529.45	0.00	0.00	0.00		REPORT REVENUES	0.00	0.00	0.00	0.00	0.00
275,529.45	0.00	0.00	0.00		REPORT EXPENSES	0.00	0.00	0.00	0.00	0.00
0.00	0.00	0.00	0.00		REPORT TOTALS:	0.00	0.00	0.00	0.00	0.00



**Planning Division Mission:**

To professionally serve the people of Klamath County to support economic vitality, balance conservation with development, and achieve community land use goals.  
We do this with timely and courteous service.

**Mandated Services:**

- Provide a Planning Director and maintain a Planning Department and Planning Commission to regulate the use of land within a County (ORS 215).
- Meet all requirements in state law regarding Farm and Forest zones, public notice, permits, fees, hearing procedures, and deadlines (e.g., 120/150 day rule) for permit decisions (ORS 215).
- Maintain a Comprehensive Plan and implementing ordinances (Land Development Code) in coordination with local and state agencies and in compliance with Statewide Planning Goals (ORS 197).
- Meet requirements of state law in processing subdivisions, partitions, and lot line adjustments (ORS 92).
- Meet the requirements of numerous state Administrative Rules related to the above statutes (OAR 660-001 through 045).

**Self Imposed Services:**

- Administer the National Flood Insurance Program (NFIP) as the local agency. Benefits include insurance cost savings for thousands of property owners in the County and better management of floodplains.
- Maintain a geographic information system (GIS) mapping capability in order to effectively conduct the above mandated and self imposed services. Benefits include assisting the public and economic development efforts.

**Department Overview:**

2.15 FTE (full time equivalent) staff members, including:

Director	0.00 FTE
Planner III	1.00 FTE (with 5% stipend to be Interim Planning Director)
GIS Planner	0.15 FTE (employee shared with GIS Department)
Permit Tech	1.00 FTE

All staff members are cross trained to cover the counter for answering questions or processing permits. Primary functions of the Planning Division include:

- Permit Reviews/Decisions/Recommendations
- Development Code interpretation and consultation
- Coordinate with Economic Development, Building Division, and other agencies
- Plan and Development Code updates
- Planning Commission support and training
- Administer the flood insurance program
- Public outreach & education

The Division uses tools such as the GIS and Accela permit system to efficiently conduct its work. The Planning Division routinely coordinates with State and local agencies in the course of their work. Planning staff members belong to the American Planning Association. The Director is a member of the Oregon County Planning Director's Association. The value of being members of these organizations is that Klamath County planners can benefit by seeing what other professionals have done so that local implementation becomes more efficient.

State law requires a final decision on land use permits within 150 days of a completed application – the Planning Division routinely issues final decisions in less than 45 days.

The long-range goal of the Planning Division is to provide the most efficient service to the public that best meets community land use goals and objectives. We are committed to enhancing our customer service, public outreach, professionalism, administration, and streamlining processes.

### **General Fund Support:**

Much of the Planning Division's work is answering questions from the public and maintaining and administering the Comprehensive Plan and Land Development Code for the general health, safety and welfare of the public. These activities have no permit, and hence no revenue attached to them. A lot of this work is done by staff at the counter, through e-mails, and by telephone. The benefit to the general public of this work is appropriately supported by a contribution of general fund dollars to the budget.

**Successes and Challenges:**

**Calendar Year 2014**

11,250	Number of e-mail and telephone calls to customers responding to questions
1,450	Number of customers assisted at the Counter
447 (2014) 436 (2013 corrected)	Number of LUCS permits (including site plans) issued
146	Number of Land Use Permits (e.g., Conditional Use Permits) issued, including administrative, public hearing, and appeal processes.
26	Number of Code Violation cases we assisted the Code Enforcement Officer on – including research, coordination, meetings, and Court appearances
8	Number of Planning Commission meetings – hearings and work sessions – where we prepared a staff report, made a presentation, and created and mailed a packet
1	Number of appeal hearings to the Board of Commissioners
5	Number of legislative amendments to the Comprehensive Plan and Development Code processed and adopted (Train Mountain, Brett Way Extension, Badger Flats UGB Amendment, Property Line Adjustment Code Amendment, Destination Resort Overlay Limited Use Amendment)

**Budget Overview:**

To develop the Planning Division’s budget, we forecasted revenues and expenses based on previous year actual and multi-year past trends.

**Major Revenue**

Major revenue sources for the Planning Division in the past have come from the general fund (for services and benefit to the general public) and from planning fees paid for permits/service. This year the Planning Division is projected to receive a 10% decrease in the amount of general fund money from last year as some of the costs associated with the GIS position have been transferred to the Assessor’s Office budget. The fees collected for LUCS (site plan reviews) and for land use permits (e.g., conditional use permits) continues to hold steady and the revenue from the new Community Development fee is currently supplementing the general fund support.

**Major Expenditures**

Major expenditures for the Planning Division are in the administration and management of the Division, customer service (e.g., answering questions), code consultations; permit reviews and issuance, coordination with other agencies and departments, and Planning Commission support. Because of state law, appeal fees don’t allow us to recover the large costs of land use appeals (including legal costs, staff time, notices, etc.).

**Significant Changes:**

Staff was reduced 2 years ago by one full time position and the Interim Planning Director went back to full time. This has been working well and staff has been able to keep up with the day-to-day requirements of reviewing applications and providing good customer service in responding to inquiries.

We are currently working towards implementation of the Accela E-permitting software system, and Klamath County Planning department has collaborated with the State Building Codes to create the first “planning” model for other jurisdictions to use, after purchasing the planning module separately.

**Key issues:**

Customer Service / Permit Issuance

The Planning Division is down from prior years where we had two to three additional staff. With only 2.15 FTE staff, if someone is sick or on vacation it puts pressure on the remaining staff to conduct normal operations.

Long Range Planning: Update of Plan and Development Code

Most of staff time is spent reviewing current applications and responding to inquiries from the public. Any available staff time, after those functions are completed, will be used to make minor updates to the Land Development Code.

Creating Like Development Code Requirements and Combining Planning Functions with the City of Klamath Falls

Additional staff time will occasionally be needed to move forward with this project, as directed.

Department	Status	Title	FTE	Benefit Group	Union	Current Grade	Current Step	Total Wages w/COLA	Unemployment	FICA/Medicare	KCWC-WCOMP	WC	Medical CAP	HRA/VEBA (Wages)	Life Insurance	STD	Retirement/PERS Amount	Grand Total w/Benefits	
<b>Planning</b>									<b>51560</b>	<b>51100</b>	<b>51570</b>	<b>51200</b>	<b>51300</b>	<b>51310</b>	<b>51330</b>	<b>51340</b>	<b>51400/51410</b>		
Community Development/Planning	Filled	Planner III - Interim Planning Director	1.0000	Full-time Non-Union	Non-Union	UH26	7	\$67,017.66	\$1,172.81	\$5,126.85	\$1,340.35	\$34,584	\$11,100.00	\$0.00	\$14.28	\$183.00	\$11,393.00	\$97,382.54	
Community Development/Administration	Filled	CDD Manager	0.1000	1000 Non-Union	Non-Union	UF27	7	\$6,893.86	\$120.64	\$527.38	\$137.88	\$3,458	\$1,110.00	\$0.00	\$1.43	\$18.30	\$1,171.96	\$9,984.90	
Community Development/Planning	Filled	GIS Planner	0.1500	1500 Local 121	Local 121	LH18	7	\$7,249.53	\$126.87	\$554.59	\$144.99	\$5,188	\$1,665.00	\$0.00	\$2.14	\$27.45	\$1,232.42	\$11,008.18	
Community Development/Planning	Filled	Permit Technician	1.0000	Full-time Local 121	Local 121	LH15	7	\$43,833.77	\$767.09	\$3,353.28	\$876.68	\$34,584	\$11,100.00	\$0.00	\$14.28	\$183.00	\$7,451.74	\$67,614.43	
Community Development/Administration	Filled	Accounting Specialist	0.0200	0200 Local 121	Local 121	LH14	7	\$795.13	\$13.91	\$60.83	\$15.90	\$0,692	\$222.00	\$0.00	\$0.29	\$3.66	\$135.17	\$1,247.58	
									<b>2.2700</b>										
									<b>\$125,789.95</b>	<b>\$2,201.32</b>	<b>\$9,622.93</b>	<b>\$2,515.80</b>	<b>\$78.51</b>	<b>\$25,197.00</b>	<b>\$0.00</b>	<b>\$32.42</b>	<b>\$415.41</b>	<b>\$21,384.29</b>	<b>\$187,237.63</b>

THIS PAGE INTENTIONALLY LEFT BLANK

# General Ledger

## Budget Analysis

User: jlink  
 Printed: 03/19/2015 - 7:00PM  
 Fiscal Year: 2016



2013 Actual	2014 Actual	2015 Adopted	2015 Estimated	Account	Description	FTE	2016 Requested	2016 Proposed	2016 Approved	2016 Adopted
				5050	Community Development					
				6020	Community Development - Plan					
				R20	Licenses, Fees and Permits					
0.00	0.00	60.00	0.00	6021-6000-4101	Fees - NSF Check	0.00	60.00	60.00	0.00	0.00
0.00	30,574.86	37,000.00	0.00	6021-6000-4162	Fees - Community Development	0.00	40,000.00	40,000.00	0.00	0.00
0.00	0.00	0.00	0.00	6021-6000-4162	Fees - Code/Policies/Copies	0.00	0.00	0.00	0.00	0.00
0.00	0.00	0.00	0.00	6021-6000-4162	Fees - Measure 37	0.00	0.00	0.00	0.00	0.00
0.00	30,574.86	37,060.00	0.00		Licenses, Fees and Permits Totals:	0.00	40,060.00	40,060.00	0.00	0.00
				R30	Charges for Service					
83.75	35.00	700.00	0.00	6021-6000-4301	Copies & Maps	0.00	500.00	500.00	0.00	0.00
90,411.44	107,420.40	94,000.00	0.00	6021-6000-4362	Land Use Apps	0.00	100,000.00	100,000.00	0.00	0.00
43,417.10	36,468.36	42,134.00	0.00	6021-6000-4362	Site Plan Review	0.00	42,000.00	42,000.00	0.00	0.00
133,912.29	143,923.76	136,834.00	0.00		Charges for Service Totals:	0.00	142,500.00	142,500.00	0.00	0.00
				R31	Interdepartmental Charges					
0.00	0.00	0.00	0.00	6021-6000-4398	Fees - Internal	0.00	500.00	500.00	0.00	0.00
0.00	0.00	0.00	0.00	6021-6000-4398	Permits - Internal	0.00	350.00	350.00	0.00	0.00
0.00	0.00	0.00	0.00		Interdepartmental Charges Totals:	0.00	850.00	850.00	0.00	0.00
				R40	Other Local Revenue					
1,355.78	1,088.13	2,000.00	0.00	6021-6000-4400	Miscellaneous	0.00	1,000.00	1,000.00	0.00	0.00
1,355.78	1,088.13	2,000.00	0.00		Other Local Revenue Totals:	0.00	1,000.00	1,000.00	0.00	0.00
				R41	Interest					
0.00	145.00	0.00	0.00	6021-6000-4495	Investments - Interest On	0.00	50.00	50.00	0.00	0.00
0.00	145.00	0.00	0.00		Interest Totals:	0.00	50.00	50.00	0.00	0.00
				R50	Federal Government					

2013 Actual	2014 Actual	2015 Adopted	2015 Estimated	Account	Description	FTE	2016 Requested	2016 Proposed	2016 Approved	2016 Adopted
2,970.00	0.00	0.00	0.00	6021-6000-4668	Title III	0.00	0.00	0.00	0.00	0.00
2,970.00	0.00	0.00	0.00		Federal Government Totals:	0.00	0.00	0.00	0.00	0.00
6,399.00	0.00	0.00	0.00	R51	State of Oregon					
				6021-6000-4509	Grants - Transportation	0.00	0.00	0.00	0.00	0.00
6,399.00	0.00	0.00	0.00		State of Oregon Totals:	0.00	0.00	0.00	0.00	0.00
				R70	Interfund Transfers					
34,000.00	86,112.00	86,112.00	0.00	6021-6000-4900	Trans - General Non Dept	0.00	77,000.00	77,000.00	0.00	0.00
0.00	0.00	0.00	0.00	6021-6000-4902	Trans - Equipment Reserve	0.00	0.00	0.00	0.00	0.00
0.00	0.00	0.00	0.00	6021-6000-4917	Trans - Risk Management	0.00	0.00	0.00	0.00	0.00
158,047.00	0.00	0.00	0.00	6021-6000-4933	Trans - Solid Waste	0.00	0.00	0.00	0.00	0.00
0.00	0.00	0.00	0.00	6021-6000-4967	Trans - Economic Development	0.00	0.00	0.00	0.00	0.00
192,047.00	86,112.00	86,112.00	0.00		Interfund Transfers Totals:	0.00	77,000.00	77,000.00	0.00	0.00
				R90	Fund Balances					
3,011.61	(1,173.69)	50.00	0.00	6021-6000-4995	Beginning Fund Balance	0.00	5,000.00	5,000.00	0.00	0.00
3,011.61	(1,173.69)	50.00	0.00		Fund Balances Totals:	0.00	5,000.00	5,000.00	0.00	0.00
339,695.68	260,670.06	262,056.00	0.00		REVENUES TOTALS:	0.00	266,460.00	266,460.00	0.00	0.00
				E10	Personnel Services					
165,630.51	128,387.95	127,917.00	0.00	6021-6000-5000	Salaries and Wages	2.27	125,791.00	125,791.00	0.00	0.00
0.00	0.00	0.00	0.00	6021-6000-5011	Overtime	0.00	0.00	0.00	0.00	0.00
12,248.85	9,711.29	9,786.00	0.00	6021-6000-5110	FICA	0.00	9,623.00	9,623.00	0.00	0.00
75.31	76.81	82.00	0.00	6021-6000-5120	Workmans Compensation Tax	0.00	79.00	79.00	0.00	0.00
24,065.72	18,478.74	24,885.00	0.00	6021-6000-5130	Medical Insurance	0.00	25,197.00	25,197.00	0.00	0.00
0.00	0.00	0.00	0.00	6021-6000-5131	VEBA	0.00	0.00	0.00	0.00	0.00
72.01	54.28	49.00	0.00	6021-6000-5133	Life Insurance	0.00	33.00	33.00	0.00	0.00
70.15	53.17	48.00	0.00	6021-6000-5134	Short Term Disability	0.00	415.00	415.00	0.00	0.00
17,635.77	20,539.16	21,746.00	0.00	6021-6000-5140	Retirement - General	0.00	21,384.00	21,384.00	0.00	0.00
3,809.49	2,952.66	2,239.00	0.00	6021-6000-5156	Unemployment Compensation	0.00	2,201.00	2,201.00	0.00	0.00
4,184.08	3,207.26	2,558.00	0.00	6021-6000-5157	Workmans Compensation	0.00	2,516.00	2,516.00	0.00	0.00
227,791.89	183,461.32	189,310.00	0.00		Personnel Services Totals:	2.27	187,239.00	187,239.00	0.00	0.00
				E20	Material and Services					
0.00	0.00	0.00	0.00	6021-6000-6200	Contract Services	0.00	0.00	0.00	0.00	0.00



2013	2014	2015	2015				2016	2016	2016	2016
Actual	Actual	Adopted	Estimated	Account	Description	FTE	Requested	Proposed	Approved	Adopted
948.61	1,773.21	2,000.00	0.00	6021-6000-6203	Legal Notice Publish	0.00	2,000.00	2,000.00	0.00	0.00
0.00	0.00	0.00	0.00	6021-6000-6208	Moving Expenses	0.00	0.00	0.00	0.00	0.00
6,403.74	6,403.74	10,800.00	0.00	6021-6000-6232	Software Support	0.00	3,800.00	3,800.00	0.00	0.00
0.00	0.00	0.00	0.00	6021-6000-6280	Hearings	0.00	0.00	0.00	0.00	0.00
6.84	14.20	100.00	0.00	6021-6000-6281	Planning Commission Fees	0.00	100.00	100.00	0.00	0.00
675.00	335.00	400.00	0.00	6021-6000-6310	Dues & Fees	0.00	400.00	400.00	0.00	0.00
6,577.41	9,085.72	6,500.00	0.00	6021-6000-6311	Credit Card Fees	0.00	9,000.00	9,000.00	0.00	0.00
0.00	0.00	0.00	0.00	6021-6000-6320	Recruitment	0.00	0.00	0.00	0.00	0.00
0.00	0.00	0.00	0.00	6021-6000-6330	Equipment	0.00	0.00	0.00	0.00	0.00
0.00	0.00	0.00	0.00	6021-6000-6333	Vehicle Fuel	0.00	0.00	0.00	0.00	0.00
0.00	0.00	0.00	0.00	6021-6000-6339	Interest Expense	0.00	0.00	0.00	0.00	0.00
0.00	0.00	0.00	0.00	6021-6000-6511	Public Outreach	0.00	0.00	0.00	0.00	0.00
1,056.00	2,638.32	1,000.00	0.00	6021-6000-6517	Refunds	0.00	2,500.00	2,500.00	0.00	0.00
0.00	0.00	100.00	0.00	6021-6000-6535	Equipment Maint & Repair	0.00	100.00	100.00	0.00	0.00
0.00	0.00	0.00	0.00	6021-6000-6536	Vehicle Maint & Repair	0.00	0.00	0.00	0.00	0.00
2,071.72	1,165.61	2,367.00	0.00	6021-6000-6600	Supplies - Office	0.00	350.00	350.00	0.00	0.00
0.00	190.00	236.00	0.00	6021-6000-6601	Supplies - Other	0.00	200.00	200.00	0.00	0.00
0.00	142.50	82.00	0.00	6021-6000-6602	Copier Maint & Supplies	0.00	150.00	150.00	0.00	0.00
1,770.58	1,445.32	1,800.00	0.00	6021-6000-6603	Postage	0.00	50.00	50.00	0.00	0.00
0.00	0.00	0.00	0.00	6021-6000-6604	Publications & Periodicals	0.00	0.00	0.00	0.00	0.00
0.00	0.00	50.00	0.00	6021-6000-6605	Printing	0.00	50.00	50.00	0.00	0.00
0.00	3.00	0.00	0.00	6021-6000-6607	Film Purch Dev & Record Tape	0.00	0.00	0.00	0.00	0.00
0.00	0.00	0.00	0.00	6021-6000-6650	Books	0.00	0.00	0.00	0.00	0.00
409.18	0.00	450.00	0.00	6021-6000-6701	Mgmt Travel & Training	0.00	450.00	450.00	0.00	0.00
0.00	1,762.42	100.00	0.00	6021-6000-6702	Staff Travel & Training	0.00	200.00	200.00	0.00	0.00
1,529.67	1,054.73	1,241.00	0.00	6021-6000-6755	Telephone	0.00	1,250.00	1,250.00	0.00	0.00
21,448.75	26,013.77	27,226.00	0.00		Material and Services Totals:	0.00	20,600.00	20,600.00	0.00	0.00
				E21	Interdepartmental Charges					
43,140.00	23,871.00	21,545.00	0.00	6021-6000-6990	Internal Services	0.00	11,681.00	11,681.00	0.00	0.00
17,289.00	18,373.00	19,506.00	0.00	6021-6000-6991	Facility Services	0.00	14,485.00	14,485.00	0.00	0.00
0.00	2,859.00	1,496.00	0.00	6021-6000-6992	Steering Comm Hardware Chg	0.00	1,176.00	1,176.00	0.00	0.00
0.00	2,672.00	997.00	0.00	6021-6000-6993	Steering Comm User Chg	0.00	1,425.00	1,425.00	0.00	0.00

2013 Actual	2014 Actual	2015 Adopted	2015 Estimated	Account	Description	FTE	2016 Requested	2016 Proposed	2016 Approved	2016 Adopted
551.00	750.00	688.00	0.00	6021-6000-6994	Risk Management	0.00	855.00	855.00	0.00	0.00
897.00	1,404.00	1,288.00	0.00	6021-6000-6995	Insurance Liability	0.00	1,680.00	1,680.00	0.00	0.00
0.00	0.00	0.00	0.00	6021-6000-6997	Insurance Work Comp	0.00	0.00	0.00	0.00	0.00
34,544.00	0.00	0.00	0.00	6021-6000-6998	Intradepartmental Admin Chgs	0.00	0.00	0.00	0.00	0.00
0.00	0.00	0.00	0.00	6021-6000-6999	Office Supplies - Internal	0.00	2,000.00	2,000.00	0.00	0.00
0.00	0.00	0.00	0.00	6021-6000-6999	Postage - Internal	0.00	1,750.00	1,750.00	0.00	0.00
0.00	0.00	0.00	0.00	6021-6000-6999	Tech Supplies - Internal	0.00	0.00	0.00	0.00	0.00
96,421.00	49,929.00	45,520.00	0.00		Interdepartmental Charges Totals:	0.00	35,052.00	35,052.00	0.00	0.00
				E70	Interfund Transfers					
0.00	0.00	0.00	0.00	6021-6000-9003	Trans - Equipment Reserve	0.00	0.00	0.00	0.00	0.00
0.00	0.00	0.00	0.00	6021-6000-9601	Trans - CDD	0.00	0.00	0.00	0.00	0.00
0.00	0.00	0.00	0.00		Interfund Transfers Totals:	0.00	0.00	0.00	0.00	0.00
				E80	Contingencies					
0.00	0.00	0.00	0.00	6021-6000-9800	Operating Contingency	0.00	23,569.00	23,569.00	0.00	0.00
0.00	0.00	0.00	0.00		Contingencies Totals:	0.00	23,569.00	23,569.00	0.00	0.00
				E90	Unappropriated Fund Balance					
(5,965.96)	1,265.97	0.00	0.00	6021-6000-9990	Unappropriated Fund Balance	0.00	0.00	0.00	0.00	0.00
(5,965.96)	1,265.97	0.00	0.00		Unappropriated Fund Balance Total	0.00	0.00	0.00	0.00	0.00
339,695.68	260,670.06	262,056.00	0.00		EXPENDITURES TOTALS:	2.27	266,460.00	266,460.00	0.00	0.00
339,695.68	260,670.06	262,056.00	0.00		DEPARTMENT REVENUES	0.00	266,460.00	266,460.00	0.00	0.00
339,695.68	260,670.06	262,056.00	0.00		DEPARTMENT EXPENSES	2.27	266,460.00	266,460.00	0.00	0.00
0.00	0.00	0.00	0.00		Community Development - Plan To	(2.27)	0.00	0.00	0.00	0.00
339,695.68	260,670.06	262,056.00	0.00		FUND REVENUES	0.00	266,460.00	266,460.00	0.00	0.00
339,695.68	260,670.06	262,056.00	0.00		FUND EXPENSES	2.27	266,460.00	266,460.00	0.00	0.00
0.00	0.00	0.00	0.00		Community Development Totals:	(2.27)	0.00	0.00	0.00	0.00

2013 Actual	2014 Actual	2015 Adopted	2015 Estimated	Account	Description	FTE	2016 Requested	2016 Proposed	2016 Approved	2016 Adopted
339,695.68	260,670.06	262,056.00	0.00		REPORT REVENUES	0.00	266,460.00	266,460.00	0.00	0.00
339,695.68	260,670.06	262,056.00	0.00		REPORT EXPENSES	2.27	266,460.00	266,460.00	0.00	0.00
0.00	0.00	0.00	0.00		REPORT TOTALS:	(2.27)	0.00	0.00	0.00	0.00

THIS PAGE INTENTIONALLY LEFT BLANK

**Building Division Mission:**

Protect the health and well-being of the citizens of Klamath County by ensuring safe, accessible and sustainable buildings and communities. Uniformly interpret and apply Oregon State statutes, rules, and codes regulating building construction safety, energy efficiency, accessibility and durability by means of the following core principles:

QUALITY:	Our processes strive for zero duplication and re-work.
VALUE:	Our services are provided at an equitable cost.
DELIVERY:	Our response times are reasonable and predictable.
SAFETY:	Our culture emphasizes safety and zero accidents.
MORALE:	We provide an atmosphere that fosters trust, integrity, respect, and celebrates accomplishment.
TEAMWORK:	We embrace an environment of fairness, collaboration and honor of commitments to others.

**Mandated Services:**

Oregon Revised Statue (ORS) 455 is the most significant chapter of law regulating the Building Division. Sections affecting operations of the local program include those relating to adoption and administration of the state building code comprised of the various specialty area including Structural, Mechanical, Electrical, Plumbing, pre-fabricated structures, energy efficiency and parks-and-camps.

As well as ORS 455, Building Division services are conducted in accordance with various other State statutes including: Manufactured Dwellings and Structures (ORS 446); Plumbing Regulation, Access by Disabled Persons (ORS 447); Elevators and Amusement Rides (ORS 460); State Fire Marshal Authority, Electrical Safety Law (ORS 479); Explosives and Fireworks, Gasoline Dispensing, Liquid Petroleum Gas, Boilers and Pressure Vessels (ORS 480), Occupations and Professions Generally (Contractor and Design Professionals) (ORS 670); Plumbing Licensing (ORS 693).

In addition to the statutes cited above, Building Division rules are found in Chapter 918 of the Oregon Administrative Rules.

**Self-Imposed Services:**

None

**Division Overview:**

The Building Division is made up of a multi-discipline staff of Permit Techs, Plans Examiners, and Inspectors. Plans Examiners and Inspectors are cross-trained to perform services in a variety of disciplines. The Division has jurisdiction over the entire unincorporated County as well as serving as the building department for the five incorporated municipalities within the County. Consequently, it is the 4<sup>th</sup> largest building department in the State by land area, and the 14<sup>th</sup> largest

in the State by number of service recipients. In addition, the Building Department has 2 IGAs with Lake County, one is to provide Building Official services, the other is to provide plan review and inspection services as needed. Primary functions include:

- Construction Plan Review (Structural, Fire-and-Life-Safety, Mechanical, Electrical, Plumbing, Manufactured Dwellings, Parks and Camps, etc.)
- Building Permit Processing
- Construction Inspection
- Building Code Consultation
- Public Outreach and Education
- Emergency Response (Weather/Earthquake/Other)

At peak construction levels, overflow plan review and inspection services are out-sourced to avoid unnecessary fluctuations in the number of full-time staff.

The Division's short and long range goals relate to accomplishing the Building Division Mission stated earlier. To continually enhance performance, the Division has developed specific tasks for improvement in the areas of customer service, public outreach, professionalism, administration and streamlining processes.

### **Successes:**

During several years of drastically declining revenues, the Building Division has maintained key services at mandated levels by eliminating non-essential expenses such as discretionary travel, training, and office expenditures. Major reductions have been accomplished in personnel services by keeping staff levels at a reduced level. These factors are in part how the building budget at the end of December 2014 was in the black, while in other years has had to use our depleted vehicle reserve to survive.

Several years of investment in the development of employees from single-discipline inspectors to multi-discipline inspectors has paid dividends during these recessionary times. Consequently, the reduction in FTE's has been largely transparent to service recipients.

In addition to the IGA agreement with the State of Oregon, in which Klamath County provides Electrical inspections in Lake County, we have established two new IGA agreements with Lake County to provide Building Official services as well as plan review and inspection services for the other disciplines. We also established agreements with The Klamath Tribe and The Crescent Ranger District for similar services. This has resulted in approximately \$92,883 of revenue in Fiscal Year 13/14.

### **Challenges:**

Significant challenges include:

- Rebuilding Division Reserves – Pre-recession reserves have been depleted, we are now rebuilding reserves.

- Maintaining Multi-Discipline Staff – Upcoming significant project- Continuing upgrades to several County Schools and the Klamath Union renovation and remodel.
- Training and Certification Expenses – Mandated continuing educations expenses continue for key staff
- Increase Fuel Cost and Maintenance of Aging Fleet – Vehicles are aging, increasing maintenance costs and reducing reliability
- Funding of Code Enforcement – Revenues collected from “investigation fees” do not offset contribution to Code Enforcement officer function. Due to H.B. 2978, investigation fees will be increasingly more difficult to get.
- Closure of North County Field Office – necessitates more travel from Klamath by other inspectors

### **Budget Overview:**

The Building Division is a dedicated fund, receiving revenue only from fees for plan review and permits for construction activity. Specifically work from building construction, mobile home installation, and electrical, plumbing, mechanical, and medical gas work. Therefore, revenues are 100% dependant on the construction industry. Revenues and expenses forecasted on both previous year actual and multi-year past trends.

#### **Revenue**

Nearly all revenue into the Division is from construction permits and plan reviews. These make up approximately 70% and 20% of revenue respectively. Contracted inspections in Lake County, the new IGA for Building Official duties, and administrative fees for collection of school construction excise tax each made up about 10% of past year revenue. The remainder is from interest and minor miscellaneous fees.

#### **Expenditures**

Personnel services costs make up about 76% of the Divisions expenditures. County internal services fees, space rent, steering committee etc. make up about 9%, vehicle cost 3%, required continuing education (travel, registration, books, licensing, etc.) 1%, operating contingency 4%, software support 1%. The remaining 6% is spread among general office expenditures such as supplies, credit card fees, phones, postage, and office machines.

### **Significant Changes:**

As indicated, there has been a drastic reduction in revenue in the past several years, and well below our tracking of the 19-year baseline average. There are several large commercial projects that have resulted in a significant revenue surge in this past year. In an effort to balance both maintaining the required skills for forecasted work, and responding to prior revenue shortfall, we will not fill one vacant position within the division. We were able to purchase 2 vehicles and have transferred monies to our reserve account.

We are currently working towards implementation of our new State of Oregon E-permitting Accela Software. This software is supplied by the State Building Codes division, which is funded by 4% of the 12% surcharge collected on building permit amounts that we remit to the State monthly.

This new software, along with our mobile office system will give our clients much better service as well as help our inspectors in the field, complete their daily tasks.

**Key issues:**

- Maintaining Adequate Resources to Accomplish Mandated Services
- Cost of Servicing North County
- Rebuilding Division Reserves
- Cost of Mandated Training / Re-certification
- Additional Cross-training
- Onerous Certification Processes (commercial mechanical and medical gas)



Department	Status	Title	FTE	Benefit Group	Union	Current Grade	Current Step	Total Wages w/COLA	Unemployment	FICA/Medicare	KCWC-WCOMP	WC	Medical CAP	HRA/VEBA (Wages)	Life Insurance	STD	Retirement/PERS Amount	Grand Total w/Benefits
									51560	51100	51570	51200	51300	51310	51330	51340	51400/51410	
<b>Building</b>																		
Community Development/Building	Filled	Building Official	1.0000	Full-Time Non-Union	Non-Union	UF31	5	\$75,608.27	\$1,323.14	\$5,784.03	\$1,512.17	\$34,584	\$11,100.00	\$0.00	\$14.28	\$183.00	\$12,853.41	\$108,412.88
Community Development/Building	Filled	Senior Plans Examiner	1.0000	Full-time Non-Union	Non-Union	UF29	7	\$73,326.00	\$1,283.21	\$5,609.44	\$1,466.52	\$34,584	\$11,100.00	\$0.00	\$14.28	\$183.00	\$12,465.42	\$105,482.45
Community Development/Administration	Filled	CDD Manager	0.2500	2500 Non-Union	Non-Union	UF27	7	\$17,234.64	\$301.61	\$1,318.45	\$344.69	\$8,646	\$2,775.00	\$0.00	\$3.57	\$45.75	\$2,929.89	\$24,962.24
Community Development/Building	Filled	Building Inspector 3	1.0000	Full-time Local 121	Local 121	LH24	7	\$65,322.48	\$1,143.14	\$4,997.17	\$1,306.45	\$34,584	\$11,100.00	\$0.00	\$14.28	\$183.00	\$11,104.82	\$95,205.93
Community Development/Building	Filled	Building Inspector 3	1.0000	Full-time Local 121	Local 121	LH24	7	\$65,322.48	\$1,143.14	\$4,997.17	\$1,306.45	\$34,584	\$11,100.00	\$0.00	\$14.28	\$183.00	\$11,104.82	\$95,205.93
Community Development/Building	Filled	Building Inspector 3	1.0000	Full-time Local 121	Local 121	LH24	7	\$64,842.48	\$1,134.74	\$4,960.45	\$1,296.85	\$34,584	\$11,100.00	\$0.00	\$14.28	\$183.00	\$11,023.22	\$94,589.61
Community Development/Building	Filled	Building Inspector 3	1.0000	Full-time Local 121	Local 121	LH24	7	\$65,322.48	\$1,143.14	\$4,997.17	\$1,306.45	\$34,584	\$11,100.00	\$0.00	\$14.28	\$183.00	\$11,104.82	\$95,205.93
Community Development/Building	Filled	Building Inspector 2	1.0000	Full-time Local 121	Local 121	LH22	7	\$59,289.15	\$1,037.56	\$4,535.82	\$1,185.78	\$34,584	\$11,100.00	\$0.00	\$14.28	\$183.00	\$10,079.16	\$87,459.13
Community Development/Administration	Filled	Code Enforcement Officer	0.1000	1000 Local 121	Local 121	LH17	6	\$4,692.92	\$82.13	\$359.01	\$93.86	\$3,458	\$2,220.00	\$0.00	\$2.86	\$36.60	\$797.80	\$8,288.63
Community Development/Administration	Filled	Permit Technician	1.0000	Full-time Local 121	Local 121	LH15	7	\$41,746.45	\$730.56	\$3,193.60	\$834.93	\$34,584	\$11,100.00	\$0.00	\$14.28	\$183.00	\$7,096.90	\$64,934.31
Community Development/On-site	Filled	Permit Technician	0.5000	5000 Local 121	Local 121	LH15	7	\$20,873.23	\$365.28	\$1,596.80	\$417.46	\$17,292	\$5,550.00	\$0.00	\$7.14	\$91.50	\$3,548.45	\$32,467.15
Community Development/Administration	Filled	Permit Technician	1.0000	Full-time Local 121	Local 121	LH15	7	\$41,746.45	\$730.56	\$3,193.60	\$834.93	\$34,584	\$11,100.00	\$0.00	\$14.28	\$183.00	\$7,096.90	\$64,934.31
Community Development/Administration	Filled	Accounting Specialist	0.0500	0500 Local 121	Local 121	LH14	7	\$1,987.83	\$34.79	\$152.07	\$39.76	\$1,729	\$555.00	\$0.00	\$0.71	\$9.15	\$337.93	\$3,118.96
			<b>9.9000</b>					<b>\$597,314.88</b>	<b>\$10,453.01</b>	<b>\$45,694.59</b>	<b>\$11,946.30</b>	<b>\$342.38</b>	<b>\$111,000.00</b>	<b>\$0.00</b>	<b>\$142.80</b>	<b>\$1,830.00</b>	<b>\$101,543.53</b>	<b>\$880,267.48</b>

THIS PAGE INTENTIONALLY LEFT BLANK

# General Ledger

## Budget Analysis

User: jlink  
 Printed: 03/19/2015 - 7:01PM  
 Fiscal Year: 2016



2013 Actual	2014 Actual	2015 Adopted	2015 Estimated	Account	Description	FTE	2016 Requested	2016 Proposed	2016 Approved	2016 Adopted
				5050	Community Development					
				6030	Community Development - Bldg					
				R41	Interest					
0.00	0.00	0.00	0.00	3050-6000-4495	Investments - Interest On	0.00	300.00	300.00	0.00	0.00
Interest Totals:						0.00	300.00	300.00	0.00	0.00
				R70	Interfund Transfers					
0.00	0.00	0.00	0.00	3050-6000-4902	Trans - Equipment Reserve	0.00	0.00	0.00	0.00	0.00
0.00	0.00	0.00	0.00	3050-6000-4961	Trans - Building	0.00	30,000.00	30,000.00	0.00	0.00
Interfund Transfers Totals:						0.00	30,000.00	30,000.00	0.00	0.00
				R90	Fund Balances					
0.00	0.00	0.00	0.00	3050-6000-4995	Beginning Fund Balance	0.00	106,250.00	106,250.00	0.00	0.00
Fund Balances Totals:						0.00	106,250.00	106,250.00	0.00	0.00
REVENUES TOTALS:						0.00	136,550.00	136,550.00	0.00	0.00
				E20	Material and Services					
0.00	0.00	0.00	0.00	3050-6000-6200	Contract Services	0.00	0.00	0.00	0.00	0.00
0.00	0.00	0.00	0.00	3050-6000-6330	Equipment	0.00	0.00	0.00	0.00	0.00
Material and Services Totals:						0.00	0.00	0.00	0.00	0.00
				E21	Interdepartmental Charges					
0.00	0.00	0.00	0.00	3050-6000-6999	Tech Supplies - Internal	0.00	0.00	0.00	0.00	0.00
Interdepartmental Charges Totals:						0.00	0.00	0.00	0.00	0.00
				E30	Capital Outlay					
0.00	0.00	0.00	0.00	3050-6000-7011	Vehicles Other	0.00	0.00	0.00	0.00	0.00
Capital Outlay Totals:						0.00	0.00	0.00	0.00	0.00
				E80	Contingencies					

2013 Actual	2014 Actual	2015 Adopted	2015 Estimated	Account	Description	FTE	2016 Requested	2016 Proposed	2016 Approved	2016 Adopted
0.00	0.00	0.00	0.00	3050-6000-9800	Operating Contingency	0.00	70,000.00	70,000.00	0.00	0.00
0.00	0.00	0.00	0.00		Contingencies Totals:	0.00	70,000.00	70,000.00	0.00	0.00
0.00	0.00	0.00	0.00	E81	Fund Balance & Reserves					
0.00	0.00	0.00	0.00	3050-6000-9900	Reserve Future Expenditures	0.00	66,550.00	66,550.00	0.00	0.00
0.00	0.00	0.00	0.00		Fund Balance & Reserves Totals:	0.00	66,550.00	66,550.00	0.00	0.00
0.00	0.00	0.00	0.00		EXPENDITURES TOTALS:	0.00	136,550.00	136,550.00	0.00	0.00
0.00	0.00	0.00	0.00		DEPARTMENT REVENUES	0.00	136,550.00	136,550.00	0.00	0.00
0.00	0.00	0.00	0.00		DEPARTMENT EXPENSES	0.00	136,550.00	136,550.00	0.00	0.00
0.00	0.00	0.00	0.00		Community Development - Bldg Tc	0.00	0.00	0.00	0.00	0.00
0.00	0.00	0.00	0.00		FUND REVENUES	0.00	136,550.00	136,550.00	0.00	0.00
0.00	0.00	0.00	0.00		FUND EXPENSES	0.00	136,550.00	136,550.00	0.00	0.00
0.00	0.00	0.00	0.00		Community Development Totals:	0.00	0.00	0.00	0.00	0.00
0.00	0.00	0.00	0.00		REPORT REVENUES	0.00	136,550.00	136,550.00	0.00	0.00
0.00	0.00	0.00	0.00		REPORT EXPENSES	0.00	136,550.00	136,550.00	0.00	0.00
0.00	0.00	0.00	0.00		REPORT TOTALS:	0.00	0.00	0.00	0.00	0.00

# General Ledger

## Budget Analysis

User: jlink  
 Printed: 03/19/2015 - 7:01PM  
 Fiscal Year: 2016



2013 Actual	2014 Actual	2015 Adopted	2015 Estimated	Account	Description	FTE	2016 Requested	2016 Proposed	2016 Approved	2016 Adopted
				5050	Community Development					
				6030	Community Development - Bldg					
				R20	Licenses, Fees and Permits					
30.00	30.00	80.00	0.00	6031-6000-4101	Fees - NSF Check	0.00	80.00	80.00	0.00	0.00
18,477.00	16,707.48	20,000.00	0.00	6031-6000-4163	Permits - Mobile Home	0.00	22,000.00	22,000.00	0.00	0.00
456.20	343.20	500.00	0.00	6031-6000-4163	Gas - Medical	0.00	500.00	500.00	0.00	0.00
195.27	96.53	200.00	0.00	6031-6000-4163	ORS 455.447 Surcharge	0.00	300.00	300.00	0.00	0.00
19,158.47	17,177.21	20,780.00	0.00		Licenses, Fees and Permits Totals:	0.00	22,880.00	22,880.00	0.00	0.00
				R21	Fines and Forfeitures					
0.00	0.00	0.00	0.00	6031-6000-4265	Fines - Violation	0.00	0.00	0.00	0.00	0.00
0.00	0.00	0.00	0.00		Fines and Forfeitures Totals:	0.00	0.00	0.00	0.00	0.00
				R30	Charges for Service					
149.83	152.90	200.00	0.00	6031-6000-4301	Copies	0.00	300.00	300.00	0.00	0.00
216.00	0.00	1,000.00	0.00	6031-6000-4363	Hourly Inspection - 3rd Party	0.00	500.00	500.00	0.00	0.00
292.50	731.00	1,200.00	0.00	6031-6000-4363	Inspections - In Plant	0.00	1,200.00	1,200.00	0.00	0.00
23,980.50	92,883.43	39,000.00	0.00	6031-6000-4363	Inspections - Contract	0.00	90,000.00	90,000.00	0.00	0.00
1,200.00	1,050.00	1,200.00	0.00	6031-6000-4363	Inspections - Minor Label	0.00	1,200.00	1,200.00	0.00	0.00
304,476.03	342,413.85	320,000.00	0.00	6031-6000-4363	Permits - Building	0.00	300,000.00	300,000.00	0.00	0.00
179,419.41	196,649.68	220,200.00	0.00	6031-6000-4363	Permits - Electrical	0.00	200,000.00	200,000.00	0.00	0.00
90,188.12	107,753.09	96,500.00	0.00	6031-6000-4363	Permits - Mechanical	0.00	95,000.00	95,000.00	0.00	0.00
68,266.50	75,334.28	90,000.00	0.00	6031-6000-4363	Permits - Plumbing	0.00	80,000.00	80,000.00	0.00	0.00
231,737.51	295,702.87	300,000.00	0.00	6031-6000-4363	Plan Check	0.00	250,000.00	250,000.00	0.00	0.00
0.00	215.00	1,000.00	0.00	6031-6000-4363	Plan Review - Third Party	0.00	300.00	300.00	0.00	0.00
899,926.40	1,112,886.10	1,070,300.00	0.00		Charges for Service Totals:	0.00	1,018,500.00	1,018,500.00	0.00	0.00
				R31	Interdepartmental Charges					

2013 Actual	2014 Actual	2015 Adopted	2015 Estimated	Account	Description	FTE	2016 Requested	2016 Proposed	2016 Approved	2016 Adopted
0.00	0.00	0.00	0.00	6031-6000-4398	Charges for Services - Interna	0.00	13,000.00	13,000.00	0.00	0.00
0.00	0.00	0.00	0.00	6031-6000-4398	Permits - Internal	0.00	1,000.00	1,000.00	0.00	0.00
0.00	0.00	0.00	0.00		Interdepartmental Charges Totals:	0.00	14,000.00	14,000.00	0.00	0.00
				R40	Other Local Revenue					
15,013.95	17,446.20	15,000.00	0.00	6031-6000-4400	Miscellaneous	0.00	3,000.00	3,000.00	0.00	0.00
15,013.95	17,446.20	15,000.00	0.00		Other Local Revenue Totals:	0.00	3,000.00	3,000.00	0.00	0.00
				R41	Interest					
0.00	191.00	0.00	0.00	6031-6000-4495	Investments - Interest On	0.00	500.00	500.00	0.00	0.00
0.00	191.00	0.00	0.00		Interest Totals:	0.00	500.00	500.00	0.00	0.00
				R70	Interfund Transfers					
0.00	0.00	0.00	0.00	6031-6000-4900	Trans - General Non Dept	0.00	0.00	0.00	0.00	0.00
28,058.00	0.00	0.00	0.00	6031-6000-4902	Trans - Equipment Reserve	0.00	0.00	0.00	0.00	0.00
0.00	0.00	0.00	0.00	6031-6000-4917	Trans - Risk Management	0.00	0.00	0.00	0.00	0.00
28,058.00	0.00	0.00	0.00		Interfund Transfers Totals:	0.00	0.00	0.00	0.00	0.00
				R90	Fund Balances					
8,740.91	61,712.70	32,649.00	0.00	6031-6000-4995	Beginning Fund Balance	0.00	100,930.00	100,930.00	0.00	0.00
8,740.91	61,712.70	32,649.00	0.00		Fund Balances Totals:	0.00	100,930.00	100,930.00	0.00	0.00
970,897.73	1,209,413.21	1,138,729.00	0.00		REVENUES TOTALS:	0.00	1,159,810.00	1,159,810.00	0.00	0.00
				E10	Personnel Services					
530,940.55	557,700.40	650,613.00	0.00	6031-6000-5000	Salaries and Wages	9.90	597,315.00	597,315.00	0.00	0.00
0.00	0.00	0.00	0.00	6031-6000-5010	Temporary Help	0.00	0.00	0.00	0.00	0.00
0.00	0.00	0.00	0.00	6031-6000-5011	Overtime	0.00	0.00	0.00	0.00	0.00
35,971.88	38,227.44	49,772.00	0.00	6031-6000-5110	FICA	0.00	45,695.00	45,695.00	0.00	0.00
222.89	267.79	376.00	0.00	6031-6000-5120	Workmans Compensation Tax	0.00	342.00	342.00	0.00	0.00
84,183.25	89,095.00	115,500.00	0.00	6031-6000-5130	Medical Insurance	0.00	111,000.00	111,000.00	0.00	0.00
0.00	0.00	0.00	0.00	6031-6000-5131	VEBA	0.00	0.00	0.00	0.00	0.00
197.73	192.84	230.00	0.00	6031-6000-5133	Life Insurance	0.00	143.00	143.00	0.00	0.00
197.88	193.68	224.00	0.00	6031-6000-5134	Short Term Disability	0.00	1,830.00	1,830.00	0.00	0.00
56,362.16	83,177.91	110,604.00	0.00	6031-6000-5140	Retirement - General	0.00	101,544.00	101,544.00	0.00	0.00
11,879.42	12,455.93	11,386.00	0.00	6031-6000-5156	Unemployment Compensation	0.00	10,453.00	10,453.00	0.00	0.00
13,188.03	13,893.28	13,012.00	0.00	6031-6000-5157	Workmans Compensation	0.00	11,946.00	11,946.00	0.00	0.00

2013 Actual	2014 Actual	2015 Adopted	2015 Estimated	Account	Description	FTE	2016 Requested	2016 Proposed	2016 Approved	2016 Adopted
733,143.79	795,204.27	951,717.00	0.00		Personnel Services Totals:	9.90	880,268.00	880,268.00	0.00	0.00
				E20	Material and Services					
4,500.00	4,300.00	3,600.00	0.00	6031-6000-6200	Contract Services	0.00	0.00	0.00	0.00	0.00
0.00	285.00	0.00	0.00	6031-6000-6201	Consultant Services	0.00	0.00	0.00	0.00	0.00
0.00	0.00	0.00	0.00	6031-6000-6203	Legal Notice Publish	0.00	200.00	200.00	0.00	0.00
0.00	0.00	0.00	0.00	6031-6000-6208	Moving Expenses	0.00	0.00	0.00	0.00	0.00
8,851.76	8,851.76	14,700.00	0.00	6031-6000-6232	Software Support	0.00	13,930.00	13,930.00	0.00	0.00
3,130.00	2,930.00	3,000.00	0.00	6031-6000-6310	Dues & Fees	0.00	4,000.00	4,000.00	0.00	0.00
7,073.57	9,346.01	7,000.00	0.00	6031-6000-6311	Credit Card Fees	0.00	9,000.00	9,000.00	0.00	0.00
0.00	0.00	0.00	0.00	6031-6000-6320	Recruitment	0.00	0.00	0.00	0.00	0.00
0.00	0.00	0.00	0.00	6031-6000-6321	Sevrance Package	0.00	0.00	0.00	0.00	0.00
0.00	0.00	0.00	0.00	6031-6000-6330	Equipment	0.00	100.00	100.00	0.00	0.00
0.00	0.00	0.00	0.00	6031-6000-6331	Office Furniture	0.00	0.00	0.00	0.00	0.00
0.00	0.00	50.00	0.00	6031-6000-6332	Tools	0.00	50.00	50.00	0.00	0.00
21,918.38	21,490.48	25,000.00	0.00	6031-6000-6333	Vehicle Fuel	0.00	500.00	500.00	0.00	0.00
0.00	0.00	0.00	0.00	6031-6000-6511	Public Outreach	0.00	500.00	500.00	0.00	0.00
645.62	2,420.90	1,000.00	0.00	6031-6000-6517	Refunds	0.00	1,000.00	1,000.00	0.00	0.00
0.00	0.00	0.00	0.00	6031-6000-6530	Rent	0.00	3,600.00	3,600.00	0.00	0.00
0.00	0.00	0.00	0.00	6031-6000-6531	Supplies Equipment Rent	0.00	0.00	0.00	0.00	0.00
0.00	0.00	0.00	0.00	6031-6000-6535	Equipment Maint & Repair	0.00	0.00	0.00	0.00	0.00
4,916.75	8,104.16	9,976.00	0.00	6031-6000-6536	Vehicle Maint & Repair	0.00	9,800.00	9,800.00	0.00	0.00
1,579.61	5,028.18	2,500.00	0.00	6031-6000-6600	Supplies - Office	0.00	300.00	300.00	0.00	0.00
25.97	263.32	375.00	0.00	6031-6000-6601	Supplies - Other	0.00	500.00	500.00	0.00	0.00
0.00	125.00	224.00	0.00	6031-6000-6602	Copier Maint & Supplies	0.00	225.00	225.00	0.00	0.00
557.11	602.94	570.00	0.00	6031-6000-6603	Postage	0.00	70.00	70.00	0.00	0.00
0.00	0.00	0.00	0.00	6031-6000-6604	Publications & Periodicals	0.00	0.00	0.00	0.00	0.00
0.00	40.00	200.00	0.00	6031-6000-6605	Printing	0.00	200.00	200.00	0.00	0.00
0.00	2,730.47	2,000.00	0.00	6031-6000-6650	Books	0.00	3,500.00	3,500.00	0.00	0.00
0.00	3,834.46	1,000.00	0.00	6031-6000-6701	Mgmt Travel & Training	0.00	1,000.00	1,000.00	0.00	0.00
1,450.89	2,267.70	6,000.00	0.00	6031-6000-6702	Staff Travel & Training	0.00	6,000.00	6,000.00	0.00	0.00
0.00	32.08	0.00	0.00	6031-6000-6753	Utilities - Cable TV	0.00	0.00	0.00	0.00	0.00
5,830.58	5,240.47	6,000.00	0.00	6031-6000-6755	Telephone	0.00	10,320.00	10,320.00	0.00	0.00

2013 Actual	2014 Actual	2015 Adopted	2015 Estimated	Account	Description	FTE	2016 Requested	2016 Proposed	2016 Approved	2016 Adopted
60,480.24	77,892.93	83,195.00	0.00		Material and Services Totals:	0.00	64,795.00	64,795.00	0.00	0.00
				E21	Interdepartmental Charges					
41,262.00	49,876.00	59,137.00	0.00	6031-6000-6990	Internal Services	0.00	58,065.00	58,065.00	0.00	0.00
16,214.00	18,852.00	22,447.00	0.00	6031-6000-6991	Facility Services	0.00	23,427.00	23,427.00	0.00	0.00
0.00	4,895.00	4,620.00	0.00	6031-6000-6992	Steering Comm Hardware Chg	0.00	6,579.00	6,579.00	0.00	0.00
0.00	4,575.00	4,862.00	0.00	6031-6000-6993	Steering Comm User Chg	0.00	5,225.00	5,225.00	0.00	0.00
3,791.00	4,498.00	4,439.00	0.00	6031-6000-6994	Risk Management	0.00	4,063.00	4,063.00	0.00	0.00
6,176.00	8,423.00	8,312.00	0.00	6031-6000-6995	Insurance Liability	0.00	7,987.00	7,987.00	0.00	0.00
0.00	0.00	0.00	0.00	6031-6000-6997	Insurance Work Comp	0.00	0.00	0.00	0.00	0.00
52,393.00	0.00	0.00	0.00	6031-6000-6998	Intradepartmental Admin Chgs	0.00	0.00	0.00	0.00	0.00
0.00	0.00	0.00	0.00	6031-6000-6998	Vehicle Fuel - Internal	0.00	25,000.00	25,000.00	0.00	0.00
0.00	0.00	0.00	0.00	6031-6000-6999	Office Supplies - Internal	0.00	4,500.00	4,500.00	0.00	0.00
0.00	0.00	0.00	0.00	6031-6000-6999	Postage - Internal	0.00	650.00	650.00	0.00	0.00
0.00	0.00	0.00	0.00	6031-6000-6999	Tech Supplies - Internal	0.00	500.00	500.00	0.00	0.00
0.00	0.00	0.00	0.00	6031-6000-6999	Solid Waste Fees - Internal	0.00	0.00	0.00	0.00	0.00
119,836.00	91,119.00	103,817.00	0.00		Interdepartmental Charges Totals:	0.00	135,996.00	135,996.00	0.00	0.00
				E70	Interfund Transfers					
0.00	0.00	0.00	0.00	6031-6000-9001	Trans - General Non Dept	0.00	0.00	0.00	0.00	0.00
0.00	0.00	0.00	0.00	6031-6000-9003	Trans - Equipment Reserve	0.00	30,000.00	30,000.00	0.00	0.00
0.00	0.00	0.00	0.00		Interfund Transfers Totals:	0.00	30,000.00	30,000.00	0.00	0.00
				E80	Contingencies					
0.00	0.00	0.00	0.00	6031-6000-9800	Operating Contingency	0.00	48,751.00	48,751.00	0.00	0.00
0.00	0.00	0.00	0.00		Contingencies Totals:	0.00	48,751.00	48,751.00	0.00	0.00
				E90	Unappropriated Fund Balance					
57,437.70	245,197.01	0.00	0.00	6031-6000-9990	Unappropriated Fund Balance	0.00	0.00	0.00	0.00	0.00
57,437.70	245,197.01	0.00	0.00		Unappropriated Fund Balance Total	0.00	0.00	0.00	0.00	0.00
970,897.73	1,209,413.21	1,138,729.00	0.00		EXPENDITURES TOTALS:	9.90	1,159,810.00	1,159,810.00	0.00	0.00



2013 Actual	2014 Actual	2015 Adopted	2015 Estimated	Account	Description	FTE	2016 Requested	2016 Proposed	2016 Approved	2016 Adopted
970,897.73	1,209,413.21	1,138,729.00	0.00		DEPARTMENT REVENUES	0.00	1,159,810.00	1,159,810.00	0.00	0.00
970,897.73	1,209,413.21	1,138,729.00	0.00		DEPARTMENT EXPENSES	9.90	1,159,810.00	1,159,810.00	0.00	0.00
0.00	0.00	0.00	0.00		Community Development - Bldg Tc	(9.90)	0.00	0.00	0.00	0.00
970,897.73	1,209,413.21	1,138,729.00	0.00		FUND REVENUES	0.00	1,159,810.00	1,159,810.00	0.00	0.00
970,897.73	1,209,413.21	1,138,729.00	0.00		FUND EXPENSES	9.90	1,159,810.00	1,159,810.00	0.00	0.00
0.00	0.00	0.00	0.00		Community Development Totals:	(9.90)	0.00	0.00	0.00	0.00
970,897.73	1,209,413.21	1,138,729.00	0.00		REPORT REVENUES	0.00	1,159,810.00	1,159,810.00	0.00	0.00
970,897.73	1,209,413.21	1,138,729.00	0.00		REPORT EXPENSES	9.90	1,159,810.00	1,159,810.00	0.00	0.00
0.00	0.00	0.00	0.00		REPORT TOTALS:	(9.90)	0.00	0.00	0.00	0.00

THIS PAGE INTENTIONALLY LEFT BLANK

**On-Site Division Mission:**

The On-Site Program's mission is to protect water quality and public health by enforcement of the OAR & ORS in regard to commercial and residential on-site sewage treatment systems.

**Mandated Services:**

On-Site manages the state DEQ program for Klamath County, performing essential property development, and public health related services pertaining to OAR Chapter 340, Divisions 071 & 073, and ORS 454.605-454.755: The key services provided to the community under these mandates are:

- **SITE EVALUATIONS-** Soil evaluations are conducted on sites to determine feasibility for septic system function on the property. The evaluation will determine whether a system can be approved, and if so, the type and size of the system. (OAR 340-071-0150) (ORS 454.755)
- **SEPTIC SYSTEM INSTALLATION PERMITS & INSPECTIONS-** A system must be permitted before the installation, in order to insure it is being installed according to regulations. The permitting process includes a review of the Site Plan, the Planning Department's Land Use Compatibility Statement (LUCS), and the previously conducted Site Evaluation. Once the system has been installed, and is ready for inspection, the installer notifies On-Site by submitting a Final Inspection Request form. By regulation, On-Site must complete the inspection within 7 days. (OAR 340-071-0160) (OAR 340-071-0170) (ORS 454.655) (ORS 454.665)
- **AUTHORIZATION INSPECTIONS-** On-Site inspects existing systems for proper function and condition when there is a change of use of the system, or when a residence is disconnected and another is to be reconnected. This helps manage the repairs of malfunctioning systems. (OAR 340-071-0205)
- **COMPLAINT INSPECTIONS-** All signed complaints involving On-Site Septic Systems are investigated. Upon investigation, these are often found to be Imminent Health Hazards involving open sewage, potentially endangering public health and ground water. These type situations often require court citations and court hearings, in order to insure the problem is remedied. Significant time and resources are usually required for these investigations, far exceeding the revenues generated by the repair permit for the system. (ORS 454.635) (ORS 454.640)

**Self-Imposed Services:**

**Customer Inquiry Review-** File research and review is conducted at the request of a customer, in order to determine the location or existence of a septic system. In FY 2014/2015 we adopted state DEQ policy and fee of \$1.00 for each records request, and .25 cents for each copy needed.

**Division Overview:**

All field employees conducting Site Evaluations are required to be registered by the state as Environmental Health Specialists (EHS), with an emphasis in the area of Soil Science and On-Site waste disposal. Any EHS working in the On-Site program is required to have a degree in the life sciences, as well as a certain number of credit hours in the soil courses, creating a rather specialized hiring prerequisite. These base requirements create a scenario where qualified employees are often difficult to recruit. Continuing Education is also a requirement for the state registration, which requires budgeting in time, and revenues.

On-Site’s main focus is to emphasize customer service while enforcing regulations to protect the health and water quality of Klamath County citizens. Our long range goals are to continue to efficiently conduct services in Klamath County, in order to provide convenient and responsive turn-around time for customers desiring to pursue land development projects. Also, to continue to logically and fairly apply state regulations in such a way to protect all citizens of Klamath County, while still providing customers freedom and options in their property development goals.

**Successes and Challenges:**

Fee increases equal to current DEQ fees were implemented in 2014/2015 fiscal year. As a result of the increase, and a small uptick in application volume, we have seen an increase in our revenue. We are now seeing cash carry-over revenues large enough to carry us through the extremely low volume winter months.

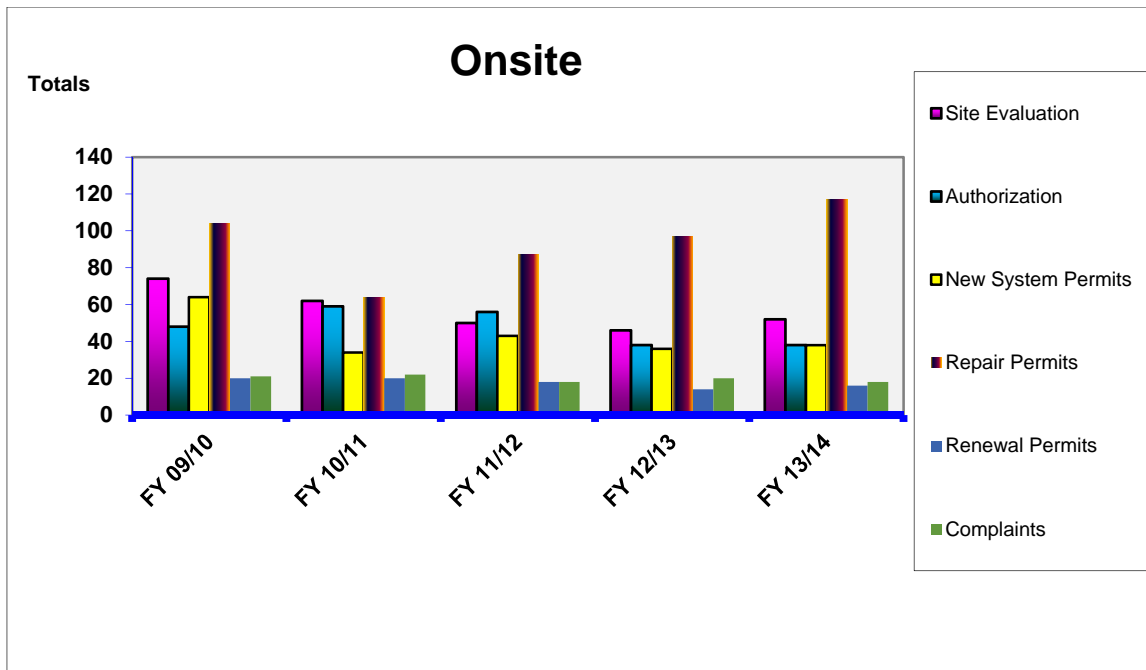
Vehicle reserve funds have been utilized in the past to supplement expenses, and as result, this fund has been drastically depleted, and no longer a viable back up source. We are concentrating on building this fund back to a sufficient amount for use as needed.

***Five Year Activity Comparison***

Application Type	FY 09/10	FY 10/11	FY 11/12	FY 12/13	FY 13/14	FY 14/15	Application Type
------------------	----------	----------	----------	----------	----------	----------	------------------

7  
Months

Site Evaluations	74	62	50	46	52	26	Site Evaluations
Authorizations	48	59	56	38	38	28	Authorizations
New System Permits	64	34	43	36	38	20	New System Permits
Repair Permits	104	64	87	97	117	66	Repair Permits
Renewal Permits	20	20	18	14	16	5	Renewal Permits
Complaints	21	22	18	20	18	11	Complaints



**Budget Overview:**

At the beginning of the economic downturn, the On-Site Program has had to rely on other sources for supplement in order to maintain services in the county. In FY 13/14, the program had exhausted all sources for supplement, and was forced to either turn the program back to state control, or raise fees to match that of the state. County fees were brought up to the same level as the state at the end of FY 13/14, and have proven to be the answer to once again allow the program to be independently fee supported.

**Major Revenue**

Major revenue is generated by application fees, which are dedicated funds. The adjustment of fees in FY 13/14, to match the state DEQ fees, has allowed the program to remain in the county, and to eliminate the need for utilizing General Fund dollars.

**Major Expenditures**

Major Expenditures are personnel costs, and vehicle maintenance/fuel. We have reduced some of the basic costs by limiting travel for training and CEUs, and limiting supply purchases to bare essentials. Attempts are also made to limit travel to far outlying areas until a sufficient number of inspections have been received to make the travel more efficient.

**Significant Changes:**

- On-Site fees were adjusted in FY 13/14 to the same level as current DEQ fees, resulting in significant increases in cost of some county applications. However, the fee increases have allowed the program to be independent of General Fund supplemental dollars, and still keep On-Site services in the county.

- The On-Site Permit Technician is working 50% for the On-Site Department, and 50% for the Building Department. Salary and benefits of this position is split 50/50 with the Building Department.
- We are currently working towards implementation of our new State of Oregon E-permitting Accela Software. On-Site permits will be issued in the Building module as DEQ-Septic permit type.

**Key Issues:**

- Preventing lag in the permitting/development process, and maintaining efficient customer service despite limited staff, and reduced work hours
- Permit Technician splitting time and budget with Building Dept.
- Restoring depleted vehicle reserve fund
- Adjusting to upcoming permitting software change

Lower revenues in successive years have created a need to continually search for ways to overcome the shortage. Budget and personnel have been cut to the bare minimum, and supplemental funds from other sources have been exhausted. The raising of application fees to match the state DEQ seems to have been the answer to sustain the program during this economic adversity. We are now also seeing a slight rise in the number of submitted applications.



THIS PAGE INTENTIONALLY LEFT BLANK



# General Ledger

## Budget Analysis

User: jlink  
 Printed: 03/19/2015 - 7:03PM  
 Fiscal Year: 2016



2013 Actual	2014 Actual	2015 Adopted	2015 Estimated	Account	Description	FTE	2016 Requested	2016 Proposed	2016 Approved	2016 Adopted
0.00	0.00	0.00	0.00	5050	Community Development					
				6040	Community Development - Onsite					
				R41	Interest					
0.00	0.00	0.00	0.00	3050-6000-4495	Investments - Interest On	0.00	20.00	20.00	0.00	0.00
0.00	0.00	0.00	0.00		Interest Totals:	0.00	20.00	20.00	0.00	0.00
				R70	Interfund Transfers					
0.00	0.00	0.00	0.00	3050-6000-4902	Trans - Equipment Reserve	0.00	0.00	0.00	0.00	0.00
0.00	0.00	0.00	0.00	3050-6000-4961	Trans - Onsite	0.00	4,960.00	4,960.00	0.00	0.00
0.00	0.00	0.00	0.00		Interfund Transfers Totals:	0.00	4,960.00	4,960.00	0.00	0.00
				R90	Fund Balances					
0.00	0.00	0.00	0.00	3050-6000-4995	Beginning Fund Balance	0.00	3,661.00	3,661.00	0.00	0.00
0.00	0.00	0.00	0.00		Fund Balances Totals:	0.00	3,661.00	3,661.00	0.00	0.00
0.00	0.00	0.00	0.00		REVENUES TOTALS:	0.00	8,641.00	8,641.00	0.00	0.00
				E70	Interfund Transfers					
0.00	0.00	0.00	0.00	3050-6000-9601	Trans - CDD	0.00	0.00	0.00	0.00	0.00
0.00	0.00	0.00	0.00		Interfund Transfers Totals:	0.00	0.00	0.00	0.00	0.00
				E80	Contingencies					
0.00	0.00	0.00	0.00	3050-6000-9800	Operating Contingency	0.00	8,641.00	8,641.00	0.00	0.00
0.00	0.00	0.00	0.00		Contingencies Totals:	0.00	8,641.00	8,641.00	0.00	0.00
0.00	0.00	0.00	0.00		EXPENDITURES TOTALS:	0.00	8,641.00	8,641.00	0.00	0.00

2013 Actual	2014 Actual	2015 Adopted	2015 Estimated	Account	Description	FTE	2016 Requested	2016 Proposed	2016 Approved	2016 Adopted
0.00	0.00	0.00	0.00		DEPARTMENT REVENUES	0.00	8,641.00	8,641.00	0.00	0.00
0.00	0.00	0.00	0.00		DEPARTMENT EXPENSES	0.00	8,641.00	8,641.00	0.00	0.00
0.00	0.00	0.00	0.00		Community Development - Onsite	0.00	0.00	0.00	0.00	0.00
0.00	0.00	0.00	0.00		FUND REVENUES	0.00	8,641.00	8,641.00	0.00	0.00
0.00	0.00	0.00	0.00		FUND EXPENSES	0.00	8,641.00	8,641.00	0.00	0.00
0.00	0.00	0.00	0.00		Community Development Totals:	0.00	0.00	0.00	0.00	0.00
0.00	0.00	0.00	0.00		REPORT REVENUES	0.00	8,641.00	8,641.00	0.00	0.00
0.00	0.00	0.00	0.00		REPORT EXPENSES	0.00	8,641.00	8,641.00	0.00	0.00
0.00	0.00	0.00	0.00		REPORT TOTALS:	0.00	0.00	0.00	0.00	0.00

# General Ledger

## Budget Analysis

User: jlink  
 Printed: 03/19/2015 - 7:03PM  
 Fiscal Year: 2016



2013 Actual	2014 Actual	2015 Adopted	2015 Estimated	Account	Description	FTE	2016 Requested	2016 Proposed	2016 Approved	2016 Adopted
				5050	Community Development					
				6040	Community Development - Onsite					
				R20	Licenses, Fees and Permits					
0.00	30.00	30.00	0.00	6041-6000-4101	Fees - NSF Check	0.00	30.00	30.00	0.00	0.00
0.00	0.00	2,700.00	0.00	6041-6000-4164	Fees - Sign Off	0.00	2,500.00	2,500.00	0.00	0.00
0.00	30.00	2,730.00	0.00		Licenses, Fees and Permits Totals:	0.00	2,530.00	2,530.00	0.00	0.00
				R21	Fines and Forfeitures					
0.00	660.00	300.00	0.00	6041-6000-4264	Revenues - Enforcement	0.00	600.00	600.00	0.00	0.00
0.00	660.00	300.00	0.00		Fines and Forfeitures Totals:	0.00	600.00	600.00	0.00	0.00
				R30	Charges for Service					
158.86	206.00	150.00	0.00	6041-6000-4301	Copies	0.00	550.00	550.00	0.00	0.00
0.00	0.00	0.00	0.00	6041-6000-4363	Inspections - Contract	0.00	0.00	0.00	0.00	0.00
125,646.40	127,042.00	134,000.00	0.00	6041-6000-4364	Fees - Subsurface Insepction	0.00	134,000.00	134,000.00	0.00	0.00
405.00	300.00	600.00	0.00	6041-6000-4364	Fees - Pumper Truck	0.00	600.00	600.00	0.00	0.00
126,210.26	127,548.00	134,750.00	0.00		Charges for Service Totals:	0.00	135,150.00	135,150.00	0.00	0.00
				R31	Interdepartmental Charges					
0.00	0.00	0.00	0.00	6041-6000-4398	Fees - Internal	0.00	0.00	0.00	0.00	0.00
0.00	0.00	0.00	0.00	6041-6000-4398	Permits - Internal	0.00	0.00	0.00	0.00	0.00
0.00	0.00	0.00	0.00		Interdepartmental Charges Totals:	0.00	0.00	0.00	0.00	0.00
				R40	Other Local Revenue					
690.00	2,720.00	0.00	0.00	6041-6000-4400	Miscellaneous	0.00	0.00	0.00	0.00	0.00
690.00	2,720.00	0.00	0.00		Other Local Revenue Totals:	0.00	0.00	0.00	0.00	0.00
				R41	Interest					
0.00	54.00	0.00	0.00	6041-6000-4495	Investments - Interest On	0.00	50.00	50.00	0.00	0.00

2013 Actual	2014 Actual	2015 Adopted	2015 Estimated	Account	Description	FTE	2016 Requested	2016 Proposed	2016 Approved	2016 Adopted
0.00	54.00	0.00	0.00		Interest Totals:	0.00	50.00	50.00	0.00	0.00
				R70	Interfund Transfers					
0.00	30,000.00	0.00	0.00	6041-6000-4900	Trans - General Non Dept	0.00	0.00	0.00	0.00	0.00
33,659.00	0.00	3,000.00	0.00	6041-6000-4902	Trans - Equipment Reserve	0.00	0.00	0.00	0.00	0.00
0.00	0.00	0.00	0.00	6041-6000-4917	Trans - Risk Management	0.00	0.00	0.00	0.00	0.00
11,657.00	0.00	0.00	0.00	6041-6000-4933	Trans - Solid Waste	0.00	0.00	0.00	0.00	0.00
45,316.00	30,000.00	3,000.00	0.00		Interfund Transfers Totals:	0.00	0.00	0.00	0.00	0.00
				R90	Fund Balances					
16,384.69	21,391.83	9,273.00	0.00	6041-6000-4995	Beginning Fund Balance	0.00	21,000.00	21,000.00	0.00	0.00
16,384.69	21,391.83	9,273.00	0.00		Fund Balances Totals:	0.00	21,000.00	21,000.00	0.00	0.00
188,600.95	182,403.83	150,053.00	0.00		REVENUES TOTALS:	0.00	159,330.00	159,330.00	0.00	0.00
				E10	Personnel Services					
71,105.09	77,897.39	76,673.00	0.00	6041-6000-5000	Salaries and Wages	1.39	77,645.00	77,645.00	0.00	0.00
6,458.14	6,976.52	5,865.00	0.00	6041-6000-5110	FICA	0.00	5,940.00	5,940.00	0.00	0.00
47.66	56.09	48.00	0.00	6041-6000-5120	Workmans Compensation Tax	0.00	48.00	48.00	0.00	0.00
17,500.00	19,497.00	16,695.00	0.00	6041-6000-5130	Medical Insurance	0.00	17,649.00	17,649.00	0.00	0.00
0.00	0.00	0.00	0.00	6041-6000-5131	VEBA	0.00	0.00	0.00	0.00	0.00
41.86	43.76	33.00	0.00	6041-6000-5133	Life Insurance	0.00	23.00	23.00	0.00	0.00
40.80	42.80	32.00	0.00	6041-6000-5134	Short Term Disability	0.00	254.00	254.00	0.00	0.00
9,570.51	15,061.91	13,034.00	0.00	6041-6000-5140	Retirement - General	0.00	13,200.00	13,200.00	0.00	0.00
2,001.08	2,164.67	1,342.00	0.00	6041-6000-5156	Unemployment Compensation	0.00	1,360.00	1,360.00	0.00	0.00
2,164.54	2,350.90	1,533.00	0.00	6041-6000-5157	Workmans Compensation	0.00	1,553.00	1,553.00	0.00	0.00
108,929.68	124,091.04	115,255.00	0.00		Personnel Services Totals:	1.39	117,672.00	117,672.00	0.00	0.00
				E20	Material and Services					
65.82	0.00	0.00	0.00	6041-6000-6200	Contract Services	0.00	0.00	0.00	0.00	0.00
0.00	193.65	0.00	0.00	6041-6000-6203	Legal Notice Publish	0.00	50.00	50.00	0.00	0.00
1,646.50	1,646.50	2,700.00	0.00	6041-6000-6232	Software Support	0.00	2,531.00	2,531.00	0.00	0.00
0.00	0.00	0.00	0.00	6041-6000-6282	On Site Enforcement	0.00	0.00	0.00	0.00	0.00
210.00	279.00	210.00	0.00	6041-6000-6310	Dues & Fees	0.00	300.00	300.00	0.00	0.00
13,860.00	0.00	0.00	0.00	6041-6000-6310	Fees & Rebate	0.00	0.00	0.00	0.00	0.00
714.28	892.66	700.00	0.00	6041-6000-6311	Credit Card Fees	0.00	800.00	800.00	0.00	0.00

2013	2014	2015	2015				2016	2016	2016	2016
Actual	Actual	Adopted	Estimated	Account	Description	FTE	Requested	Proposed	Approved	Adopted
0.00	0.00	0.00	0.00	6041-6000-6320	Recruitment	0.00	0.00	0.00	0.00	0.00
0.00	0.00	0.00	0.00	6041-6000-6330	Equipment	0.00	300.00	300.00	0.00	0.00
0.00	0.00	0.00	0.00	6041-6000-6330	Office Equipment	0.00	50.00	50.00	0.00	0.00
0.00	0.00	0.00	0.00	6041-6000-6331	Office Furniture	0.00	50.00	50.00	0.00	0.00
0.00	108.98	100.00	0.00	6041-6000-6332	Tools	0.00	300.00	300.00	0.00	0.00
2,169.15	2,455.31	3,000.00	0.00	6041-6000-6333	Vehicle Fuel	0.00	4,000.00	4,000.00	0.00	0.00
903.20	802.60	0.00	0.00	6041-6000-6517	Refunds	0.00	600.00	600.00	0.00	0.00
0.00	0.00	50.00	0.00	6041-6000-6535	Equipment Maint & Repair	0.00	200.00	200.00	0.00	0.00
1,180.64	1,612.81	1,300.00	0.00	6041-6000-6536	Vehicle Maint & Repair	0.00	3,000.00	3,000.00	0.00	0.00
521.87	647.78	650.00	0.00	6041-6000-6600	Supplies - Office	0.00	200.00	200.00	0.00	0.00
0.00	72.00	128.00	0.00	6041-6000-6601	Supplies - Other	0.00	200.00	200.00	0.00	0.00
0.00	30.00	47.00	0.00	6041-6000-6602	Copier Maint & Supplies	0.00	60.00	60.00	0.00	0.00
278.04	318.78	400.00	0.00	6041-6000-6603	Postage	0.00	0.00	0.00	0.00	0.00
0.00	0.00	0.00	0.00	6041-6000-6604	Publications & Periodicals	0.00	0.00	0.00	0.00	0.00
0.00	0.00	50.00	0.00	6041-6000-6605	Printing	0.00	50.00	50.00	0.00	0.00
0.00	0.00	0.00	0.00	6041-6000-6650	Books	0.00	0.00	0.00	0.00	0.00
486.68	503.04	400.00	0.00	6041-6000-6701	Mgmt Travel & Training	0.00	600.00	600.00	0.00	0.00
0.00	1,762.42	0.00	0.00	6041-6000-6702	Staff Travel & Training	0.00	0.00	0.00	0.00	0.00
784.26	538.51	708.00	0.00	6041-6000-6755	Telephone	0.00	1,300.00	1,300.00	0.00	0.00
22,820.44	11,864.04	10,443.00	0.00		Material and Services Totals:	0.00	14,591.00	14,591.00	0.00	0.00
				E21	Interdepartmental Charges					
7,282.00	11,856.00	12,389.00	0.00	6041-6000-6990	Internal Services	0.00	9,821.00	9,821.00	0.00	0.00
7,569.00	8,347.00	7,348.00	0.00	6041-6000-6991	Facility Services	0.00	7,259.00	7,259.00	0.00	0.00
0.00	1,072.00	997.00	0.00	6041-6000-6992	Steering Comm Hardware Chg	0.00	784.00	784.00	0.00	0.00
0.00	1,002.00	748.00	0.00	6041-6000-6993	Steering Comm User Chg	0.00	1,425.00	1,425.00	0.00	0.00
858.00	1,027.00	1,000.00	0.00	6041-6000-6994	Risk Management	0.00	613.00	613.00	0.00	0.00
1,397.00	1,922.00	1,873.00	0.00	6041-6000-6995	Insurance Liability	0.00	1,205.00	1,205.00	0.00	0.00
0.00	0.00	0.00	0.00	6041-6000-6997	Insurance Work Comp	0.00	0.00	0.00	0.00	0.00
19,366.00	0.00	0.00	0.00	6041-6000-6998	Intradepartmental Admin Chgs	0.00	0.00	0.00	0.00	0.00
0.00	0.00	0.00	0.00	6041-6000-6999	Office Supplies - Internal	0.00	600.00	600.00	0.00	0.00
0.00	0.00	0.00	0.00	6041-6000-6999	Postage - Internal	0.00	400.00	400.00	0.00	0.00
0.00	0.00	0.00	0.00	6041-6000-6999	Tech Supplies - Internal	0.00	0.00	0.00	0.00	0.00

2013 Actual	2014 Actual	2015 Adopted	2015 Estimated	Account	Description	FTE	2016 Requested	2016 Proposed	2016 Approved	2016 Adopted
36,472.00	25,226.00	24,355.00	0.00		Interdepartmental Charges Totals:	0.00	22,107.00	22,107.00	0.00	0.00
0.00	0.00	0.00	0.00	E70	Interfund Transfers					
0.00	0.00	0.00	0.00	6041-6000-9001	Trans - General Non Dept	0.00	0.00	0.00	0.00	0.00
				6041-6000-9003	Trans - Equipment Reserve	0.00	4,960.00	4,960.00	0.00	0.00
0.00	0.00	0.00	0.00		Interfund Transfers Totals:	0.00	4,960.00	4,960.00	0.00	0.00
0.00	0.00	0.00	0.00	E80	Contingencies					
				6041-6000-9800	Operating Contingency	0.00	0.00	0.00	0.00	0.00
0.00	0.00	0.00	0.00		Contingencies Totals:	0.00	0.00	0.00	0.00	0.00
				E90	Unappropriated Fund Balance					
20,378.83	21,222.75	0.00	0.00	6041-6000-9990	Unappropriated Fund Balance	0.00	0.00	0.00	0.00	0.00
20,378.83	21,222.75	0.00	0.00		Unappropriated Fund Balance Total	0.00	0.00	0.00	0.00	0.00
188,600.95	182,403.83	150,053.00	0.00		EXPENDITURES TOTALS:	1.39	159,330.00	159,330.00	0.00	0.00
188,600.95	182,403.83	150,053.00	0.00		DEPARTMENT REVENUES	0.00	159,330.00	159,330.00	0.00	0.00
188,600.95	182,403.83	150,053.00	0.00		DEPARTMENT EXPENSES	1.39	159,330.00	159,330.00	0.00	0.00
0.00	0.00	0.00	0.00		Community Development - Onsite	(1.39)	0.00	0.00	0.00	0.00
188,600.95	182,403.83	150,053.00	0.00		FUND REVENUES	0.00	159,330.00	159,330.00	0.00	0.00
188,600.95	182,403.83	150,053.00	0.00		FUND EXPENSES	1.39	159,330.00	159,330.00	0.00	0.00
0.00	0.00	0.00	0.00		Community Development Totals:	(1.39)	0.00	0.00	0.00	0.00

2013 Actual	2014 Actual	2015 Adopted	2015 Estimated	Account	Description	FTE	2016 Requested	2016 Proposed	2016 Approved	2016 Adopted
188,600.95	182,403.83	150,053.00	0.00		REPORT REVENUES	0.00	159,330.00	159,330.00	0.00	0.00
188,600.95	182,403.83	150,053.00	0.00		REPORT EXPENSES	1.39	159,330.00	159,330.00	0.00	0.00
0.00	0.00	0.00	0.00		REPORT TOTALS:	(1.39)	0.00	0.00	0.00	0.00

THIS PAGE INTENTIONALLY LEFT BLANK



**Code Enforcement Division Mission:**

To preserve and protect the health, safety and livability of the community by ensuring compliance with the County's land use, environmental and building codes.

**Mandated Services:**

None

**Self-Imposed Services:**

Klamath County is not required to have a Code Enforcement Division (CE); the decision to staff, fund and operate the CE division was made by the Klamath County Commissioners. Though not a mandated service itself, CE enforces the ORSs, regulations and policies of the other divisions within the Community Development Department that are mandated services. The key policy documents that govern how the Code Enforcement Division operates are:

- Klamath County Land Development Code
- Klamath County Code Enforcement Policy and Procedures Manual

**Division Overview:**

The CE Division is staffed by one FTE (Code Enforcement Officer). The Code Enforcement Officer is cross trained to understand the basic functioning and policies of the Building, On-Site and Planning Divisions. The Division uses the Accela system to efficiently monitor and track all code enforcement cases. On a case by case basis and as necessary, the code enforcement division utilizes building inspectors to augment the code enforcement staff.

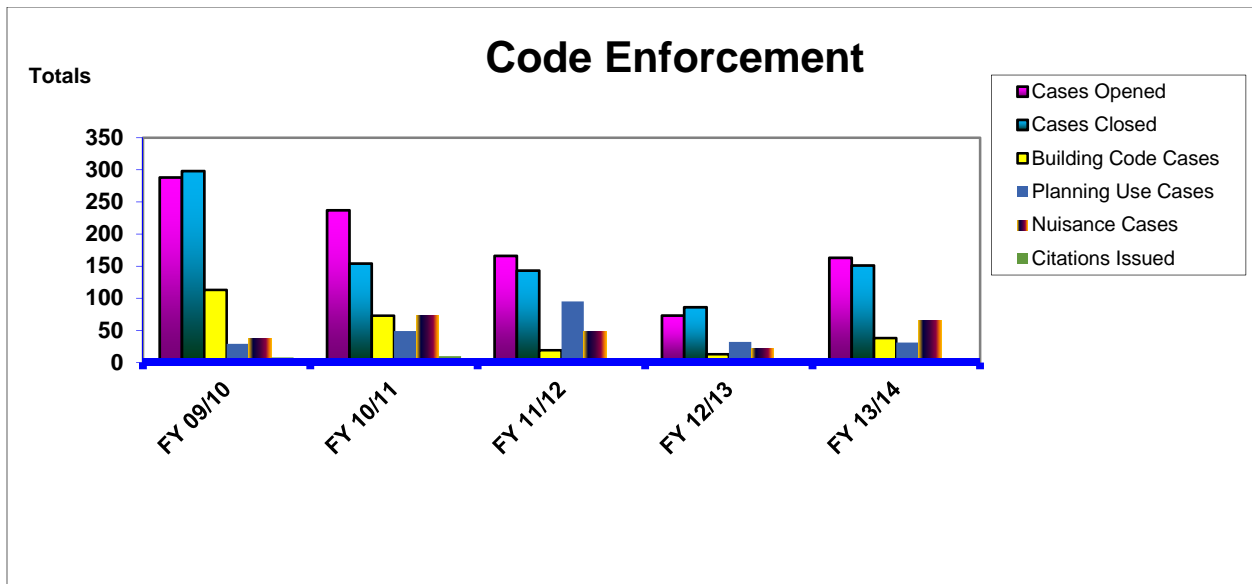
The Key Services provided by CE are:

- Services a total area over 6,000 square miles
- Uphold the Klamath County Ordinances, Land Development, Building, and Environmental Codes
- Development Code interpretation and consultation
- Public outreach & education
- We strive to work with citizens and get them to come into compliance on noted code violations; however, occasionally we do have to issue citations to citizens and go to court to resolve the issue.
- We work closely with other government agencies such as DEQ and DMV, as well as local business in the County for abatement projects.

**Successes:**

Fiscal Year 2008-2009 Comparison to Fiscal year 2013-2014						
	FY 08/09	FY 09/10	FY 10/11	FY 11/12	FY 12/13	FY 13/14
Cases Opened	519	288	237	166	73	163
Cases Closed	487	298	154	143	86	151
Building Code Cases	163	113	73	19	13	38
Planning Use Cases	50	29	49	95	32	31
Nuisance Cases	63	38	74	49	21	66
Citations Issued	7	8	10	5	2	5

Nuisance Cases (Abandoned Vehicles, Trash, Weeds, Camping)



**Challenges:**

Prosecuting code enforcement cases in the Klamath County Circuit Court continues to be a challenge. If we are successful in obtaining a judgment in the County’s favor, quite often the judgment awarded does not come close to recovering the resources expended on the case even though this information is presented during the trial. The code enforcement division is almost always more successful in prosecuting a case when complainants/citizens are willing to testify on behalf of the County. Hence, we do not act on anonymous “nuisance related complaints” called in to the Code Enforcement Officer. Collecting on assessed fines also continues to be a challenge; for delinquent accounts, the CE Division has a contract with Carter Jones.

**Budget Overview:****Major revenue**

Because Code Enforcements is not a mandated program, they no longer receive funding from the general fund. Funding comes from fines paid, the building division, and the Community Development Fee. Specifically, the building division funds the CE Division about \$8,289 annually. A small amount of franchise fees is being allocated to the Code Enforcement program to fund the enforcement of garbage, refuse, rubbish, and solid waste per the chapter 401 nuisance controls.

**Major expenditures**

For the most part, the only costs/expenditures for the CE Division are in the administration and management of the Division (e.g., salaries, vehicle and fuel costs.) The County no longer funds the abatement of properties.

**Significant Changes:**

Since 2008, Klamath County has gone from having three Code Enforcement Officers to the current 0.80 FTE Code Enforcement Officer we now have. Needless to say, with the expansive geographical size of Klamath County responding to complaints county-wide will continue to be a real challenge, and requires a process be implemented to prioritize case load. The prioritization of cases is as follows:

- 1) Immediate threat to life safety, public health or poses an environmental danger or hazard.
- 2) Unpermitted work (Septic/Building) and other building code violations.
- 3) Land use or planning violations.
- 4) Nuisance complaints e.g. abandoned vehicles, trash/rubbish, overgrown weeds and lawns/trees. As previously mentioned, we will not respond to anonymous nuisance complaints; for action to be taken on any general nuisance complaint, a written complaint form must be filed by the citizen.

Senate Bill 915 took effect in January 2010. The legislation affects any municipality that administers a building inspection program. The bill restricts a municipality's monetary penalties for violation of the state building code to civil penalties assessed through an administrative process. The County may no longer issue citations to municipal court for building code violations. Under the bill, if a municipality assesses a civil penalty, the municipality must have an administrative method for the party to challenge the penalty. The process would involve a hearings officer or equivalent administrative process. The challenge cannot be heard by the building official.

We are currently working towards implementation of our new State of Oregon E-permitting Accela Software. Code Enforcement functions will be included in the Planning Module of the permitting program.

**Key issues:**

The key issue and major decision for the County and BOCC regarding code enforcement in the next few years will be whether or not general fund dollars can once again fund the program. The

code enforcement division provides a valuable service to the community, but it will never be able to sustain itself, and it will continue to remain dependent on other resources including any potential general fund support.

Code Enforcement receives half of the CDD fee based on .003 of the construction valuation within the unincorporated county. If the economy stays flat or falls these funds are not enough to sustain the full Code Enforcement budget.

A continued 32-hour workweek and a possible seasonal layoff will be all part of keeping the code enforcement function alive within our department. We can only provide service with the resources we have available.

Department	Status	Title	FTE	Benefit Group	Union	Current Grade	Current Step	Total Wages w/COLA	Unemployment	FICA/Medicare	KCWC-WCOMP	WC	Medical CAP	HRA/VEBA (Wages)	Life Insurance	STD	Retirement/PERS Amount	Grand Total w/Benefits
<b>Code Enforcement</b>									51560	51100	51570	51200	51300	51310	51330	51340	51400/51410	
Community Development/Administration	Filled	Code Enforcement Officer	0.7000	.7000 Local 121	Local 121	LH17	6	\$32,562.45	\$569.84	\$2,491.03	\$651.25	\$24,209	\$8,880.00	\$0.00	\$11.42	\$146.40	\$5,535.62	\$50,872.22
Community Development/Administration	Filled	Accounting Specialist	0.0200	.0200 Local 121	Local 121	LH14	7	\$795.13	\$13.91	\$60.83	\$15.90	\$0.692	\$222.00	\$0.00	\$0.29	\$3.66	\$135.17	\$1,247.58
Community Development/Administration	Filled	CDD Manager	0.0400	.0400 Non-Union	Non-Union	UF27	7	\$2,757.54	\$48.26	\$210.95	\$55.15	\$1,383	\$444.00	\$0.00	\$0.57	\$7.32	\$468.78	\$3,993.96
			<b>0.7600</b>					<b>\$36,115.13</b>	<b>\$632.01</b>	<b>\$2,762.81</b>	<b>\$722.30</b>	<b>\$26.28</b>	<b>\$9,546.00</b>	<b>\$0.00</b>	<b>\$12.28</b>	<b>\$157.38</b>	<b>\$6,139.57</b>	<b>\$56,113.77</b>

THIS PAGE INTENTIONALLY LEFT BLANK

# General Ledger

## Budget Analysis

User: jlink  
 Printed: 03/19/2015 - 7:04PM  
 Fiscal Year: 2016



2013 Actual	2014 Actual	2015 Adopted	2015 Estimated	Account	Description	FTE	2016 Requested	2016 Proposed	2016 Approved	2016 Adopted
				5050	Community Development					
				6050	Community Development - Enforc					
				R41	Interest					
0.00	0.00	0.00	0.00	3050-6000-4495	Investments - Interest On	0.00	130.00	130.00	0.00	0.00
0.00	0.00	0.00	0.00		Interest Totals:	0.00	130.00	130.00	0.00	0.00
				R70	Interfund Transfers					
0.00	0.00	0.00	0.00	3050-6000-4902	Trans - Equipment Reserve	0.00	0.00	0.00	0.00	0.00
0.00	0.00	0.00	0.00		Interfund Transfers Totals:	0.00	0.00	0.00	0.00	0.00
				R90	Fund Balances					
0.00	0.00	0.00	0.00	3050-6000-4995	Beginning Fund Balance	0.00	11,569.00	11,569.00	0.00	0.00
0.00	0.00	0.00	0.00		Fund Balances Totals:	0.00	11,569.00	11,569.00	0.00	0.00
0.00	0.00	0.00	0.00		REVENUES TOTALS:	0.00	11,699.00	11,699.00	0.00	0.00
				E70	Interfund Transfers					
0.00	0.00	0.00	0.00	3050-6000-9601	Trans - CDD	0.00	11,699.00	11,699.00	0.00	0.00
0.00	0.00	0.00	0.00		Interfund Transfers Totals:	0.00	11,699.00	11,699.00	0.00	0.00
				E80	Contingencies					
0.00	0.00	0.00	0.00	3050-6000-9800	Operating Contingency	0.00	0.00	0.00	0.00	0.00
0.00	0.00	0.00	0.00		Contingencies Totals:	0.00	0.00	0.00	0.00	0.00
0.00	0.00	0.00	0.00		EXPENDITURES TOTALS:	0.00	11,699.00	11,699.00	0.00	0.00

2013 Actual	2014 Actual	2015 Adopted	2015 Estimated	Account	Description	FTE	2016 Requested	2016 Proposed	2016 Approved	2016 Adopted
0.00	0.00	0.00	0.00		DEPARTMENT REVENUES	0.00	11,699.00	11,699.00	0.00	0.00
0.00	0.00	0.00	0.00		DEPARTMENT EXPENSES	0.00	11,699.00	11,699.00	0.00	0.00
0.00	0.00	0.00	0.00		Community Development - Enforc	0.00	0.00	0.00	0.00	0.00
0.00	0.00	0.00	0.00		FUND REVENUES	0.00	11,699.00	11,699.00	0.00	0.00
0.00	0.00	0.00	0.00		FUND EXPENSES	0.00	11,699.00	11,699.00	0.00	0.00
0.00	0.00	0.00	0.00		Community Development Totals:	0.00	0.00	0.00	0.00	0.00
0.00	0.00	0.00	0.00		REPORT REVENUES	0.00	11,699.00	11,699.00	0.00	0.00
0.00	0.00	0.00	0.00		REPORT EXPENSES	0.00	11,699.00	11,699.00	0.00	0.00
0.00	0.00	0.00	0.00		REPORT TOTALS:	0.00	0.00	0.00	0.00	0.00



# General Ledger

## Budget Analysis

User: jlink  
 Printed: 03/19/2015 - 7:04PM  
 Fiscal Year: 2016



2013 Actual	2014 Actual	2015 Adopted	2015 Estimated	Account	Description	FTE	2016 Requested	2016 Proposed	2016 Approved	2016 Adopted
0.00	7,613.00	7,613.00	0.00	5050	Community Development					
				6050	Community Development - Enforc					
				R11	Other Taxes					
0.00	7,613.00	7,613.00	0.00	6051-6000-4050	Franchise Fees - Solid Waste	0.00	7,613.00	7,613.00	0.00	0.00
0.00	7,613.00	7,613.00	0.00		Other Taxes Totals:	0.00	7,613.00	7,613.00	0.00	0.00
				R20	Licenses, Fees and Permits					
0.00	0.00	0.00	0.00	6051-6000-4101	Fees - NSF Check	0.00	0.00	0.00	0.00	0.00
0.00	30,566.76	37,000.00	0.00	6051-6000-4162	Fees - Community Development	0.00	40,000.00	40,000.00	0.00	0.00
0.00	30,566.76	37,000.00	0.00		Licenses, Fees and Permits Totals:	0.00	40,000.00	40,000.00	0.00	0.00
				R21	Fines and Forfeitures					
3,916.26	2,344.02	1,000.00	0.00	6051-6000-4265	Fines - Violation	0.00	1,000.00	1,000.00	0.00	0.00
3,916.26	2,344.02	1,000.00	0.00		Fines and Forfeitures Totals:	0.00	1,000.00	1,000.00	0.00	0.00
				R30	Charges for Service					
16.00	0.00	0.00	0.00	6051-6000-4301	Copies	0.00	0.00	0.00	0.00	0.00
16.00	0.00	0.00	0.00		Charges for Service Totals:	0.00	0.00	0.00	0.00	0.00
				R31	Interdepartmental Charges					
0.00	0.00	0.00	0.00	6051-6000-4398	Fees - Internal	0.00	500.00	500.00	0.00	0.00
0.00	0.00	0.00	0.00		Interdepartmental Charges Totals:	0.00	500.00	500.00	0.00	0.00
				R40	Other Local Revenue					
35.00	0.00	0.00	0.00	6051-6000-4400	Miscellaneous	0.00	0.00	0.00	0.00	0.00
35.00	0.00	0.00	0.00		Other Local Revenue Totals:	0.00	0.00	0.00	0.00	0.00
				R41	Interest					
0.00	40.71	0.00	0.00	6051-6000-4495	Investments - Interest On	0.00	20.00	20.00	0.00	0.00
0.00	40.71	0.00	0.00		Interest Totals:	0.00	20.00	20.00	0.00	0.00

2013	2014	2015	2015				2016	2016	2016	2016
Actual	Actual	Adopted	Estimated	Account	Description	FTE	Requested	Proposed	Approved	Adopted
				R70	Interfund Transfers					
0.00	0.00	0.00	0.00	6051-6000-4900	Trans - General Non Dept	0.00	0.00	0.00	0.00	0.00
0.00	0.00	11,436.00	0.00	6051-6000-4902	Trans - Equipment Reserve	0.00	11,699.00	11,699.00	0.00	0.00
85,551.00	0.00	0.00	0.00	6051-6000-4933	Trans - Solid Waste	0.00	0.00	0.00	0.00	0.00
0.00	0.00	8,643.00	0.00	6051-6000-4961	Trans - Code Enforcement	0.00	8,663.00	8,663.00	0.00	0.00
85,551.00	0.00	20,079.00	0.00		Interfund Transfers Totals:	0.00	20,362.00	20,362.00	0.00	0.00
				R90	Fund Balances					
7,863.00	29,541.39	6,200.00	0.00	6051-6000-4995	Beginning Fund Balance	0.00	2,701.00	2,701.00	0.00	0.00
7,863.00	29,541.39	6,200.00	0.00		Fund Balances Totals:	0.00	2,701.00	2,701.00	0.00	0.00
97,381.26	70,105.88	71,892.00	0.00		REVENUES TOTALS:	0.00	72,196.00	72,196.00	0.00	0.00
				E10	Personnel Services					
26,245.11	32,184.48	34,633.00	0.00	6051-6000-5000	Salaries and Wages	0.76	36,115.00	36,115.00	0.00	0.00
2,007.86	2,461.61	2,649.00	0.00	6051-6000-5110	FICA	0.00	2,763.00	2,763.00	0.00	0.00
15.91	22.26	26.00	0.00	6051-6000-5120	Workmans Compensation Tax	0.00	26.00	26.00	0.00	0.00
6,966.75	7,554.00	9,030.00	0.00	6051-6000-5130	Medical Insurance	0.00	9,546.00	9,546.00	0.00	0.00
0.00	0.00	0.00	0.00	6051-6000-5131	VEBA	0.00	0.00	0.00	0.00	0.00
16.73	18.68	18.00	0.00	6051-6000-5133	Life Insurance	0.00	12.00	12.00	0.00	0.00
16.32	18.32	18.00	0.00	6051-6000-5134	Short Term Disability	0.00	157.00	157.00	0.00	0.00
2,886.90	5,148.56	5,888.00	0.00	6051-6000-5140	Retirement - General	0.00	6,140.00	6,140.00	0.00	0.00
603.66	740.35	606.00	0.00	6051-6000-5156	Unemployment Compensation	0.00	632.00	632.00	0.00	0.00
646.66	829.14	693.00	0.00	6051-6000-5157	Workmans Compensation	0.00	722.00	722.00	0.00	0.00
39,405.90	48,977.40	53,561.00	0.00		Personnel Services Totals:	0.76	56,113.00	56,113.00	0.00	0.00
				E20	Material and Services					
0.00	0.00	0.00	0.00	6051-6000-6232	Software Support	0.00	1,266.00	1,266.00	0.00	0.00
0.00	0.00	0.00	0.00	6051-6000-6242	Witness Fees	0.00	0.00	0.00	0.00	0.00
0.00	0.00	0.00	0.00	6051-6000-6281	Abatement	0.00	0.00	0.00	0.00	0.00
0.00	0.00	0.00	0.00	6051-6000-6310	Dues & Fees	0.00	0.00	0.00	0.00	0.00
0.00	0.00	0.00	0.00	6051-6000-6330	Equipment	0.00	0.00	0.00	0.00	0.00
1,098.00	1,098.00	1,800.00	0.00	6051-6000-6331	Computer Software	0.00	0.00	0.00	0.00	0.00
1,460.69	1,299.07	1,750.00	0.00	6051-6000-6333	Vehicle Fuel	0.00	0.00	0.00	0.00	0.00
0.00	244.13	0.00	0.00	6051-6000-6517	Refunds	0.00	0.00	0.00	0.00	0.00

2013 Actual	2014 Actual	2015 Adopted	2015 Estimated	Account	Description	FTE	2016 Requested	2016 Proposed	2016 Approved	2016 Adopted
100.00	263.30	600.00	0.00	6051-6000-6536	Vehicle Maint & Repair	0.00	583.00	583.00	0.00	0.00
229.49	435.16	200.00	0.00	6051-6000-6600	Supplies - Office	0.00	0.00	0.00	0.00	0.00
0.00	62.38	93.00	0.00	6051-6000-6601	Supplies - Other	0.00	50.00	50.00	0.00	0.00
0.00	50.27	26.00	0.00	6051-6000-6602	Copier Maint & Supplies	0.00	26.00	26.00	0.00	0.00
79.77	184.16	120.00	0.00	6051-6000-6603	Postage	0.00	0.00	0.00	0.00	0.00
0.00	0.00	0.00	0.00	6051-6000-6604	Publications & Periodicals	0.00	0.00	0.00	0.00	0.00
0.00	0.00	0.00	0.00	6051-6000-6605	Printing	0.00	0.00	0.00	0.00	0.00
0.00	0.00	0.00	0.00	6051-6000-6650	Books	0.00	0.00	0.00	0.00	0.00
0.00	0.00	0.00	0.00	6051-6000-6701	Mgmt Travel & Training	0.00	0.00	0.00	0.00	0.00
0.00	0.00	0.00	0.00	6051-6000-6702	Staff Travel & Training	0.00	0.00	0.00	0.00	0.00
221.02	261.63	309.00	0.00	6051-6000-6755	Telephone	0.00	789.00	789.00	0.00	0.00
3,188.97	3,898.10	4,898.00	0.00		Material and Services Totals:	0.00	2,714.00	2,714.00	0.00	0.00
				E21	Interdepartmental Charges					
6,446.00	5,647.00	6,761.00	0.00	6051-6000-6990	Internal Services	0.00	5,015.00	5,015.00	0.00	0.00
961.00	1,622.00	4,515.00	0.00	6051-6000-6991	Facility Services	0.00	4,460.00	4,460.00	0.00	0.00
0.00	412.00	544.00	0.00	6051-6000-6992	Steering Comm Hardware Chg	0.00	392.00	392.00	0.00	0.00
0.00	385.00	374.00	0.00	6051-6000-6993	Steering Comm User Chg	0.00	475.00	475.00	0.00	0.00
367.00	462.00	431.00	0.00	6051-6000-6994	Risk Management	0.00	380.00	380.00	0.00	0.00
598.00	865.00	808.00	0.00	6051-6000-6995	Insurance Liability	0.00	747.00	747.00	0.00	0.00
0.00	0.00	0.00	0.00	6051-6000-6997	Insurance Work Comp	0.00	0.00	0.00	0.00	0.00
16,873.00	0.00	0.00	0.00	6051-6000-6998	Intradepartmental Admin Chgs	0.00	0.00	0.00	0.00	0.00
0.00	0.00	0.00	0.00	6051-6000-6998	Vehicle Fuel - Internal	0.00	1,500.00	1,500.00	0.00	0.00
0.00	0.00	0.00	0.00	6051-6000-6999	Office Supplies - Internal	0.00	200.00	200.00	0.00	0.00
0.00	0.00	0.00	0.00	6051-6000-6999	Postage - Internal	0.00	200.00	200.00	0.00	0.00
0.00	0.00	0.00	0.00	6051-6000-6999	Solid Waste Fees - Internal	0.00	0.00	0.00	0.00	0.00
25,245.00	9,393.00	13,433.00	0.00		Interdepartmental Charges Totals:	0.00	13,369.00	13,369.00	0.00	0.00
				E70	Interfund Transfers					
0.00	0.00	0.00	0.00	6051-6000-9003	Trans - Equipment Reserve	0.00	0.00	0.00	0.00	0.00
0.00	0.00	0.00	0.00	6051-6000-9601	Trans - CDD	0.00	0.00	0.00	0.00	0.00
0.00	0.00	0.00	0.00	6051-6000-9605	Trans - Violations	0.00	0.00	0.00	0.00	0.00
0.00	0.00	0.00	0.00		Interfund Transfers Totals:	0.00	0.00	0.00	0.00	0.00
				E80	Contingencies					

2013 Actual	2014 Actual	2015 Adopted	2015 Estimated	Account	Description	FTE	2016 Requested	2016 Proposed	2016 Approved	2016 Adopted
0.00	0.00	0.00	0.00	6051-6000-9800	Operating Contingency	0.00	0.00	0.00	0.00	0.00
0.00	0.00	0.00	0.00		Contingencies Totals:	0.00	0.00	0.00	0.00	0.00
29,541.39	7,837.38	0.00	0.00	E90 6051-6000-9990	Unappropriated Fund Balance Unappropriated Fund Balance	0.00	0.00	0.00	0.00	0.00
29,541.39	7,837.38	0.00	0.00		Unappropriated Fund Balance Total	0.00	0.00	0.00	0.00	0.00
97,381.26	70,105.88	71,892.00	0.00		EXPENDITURES TOTALS:	0.76	72,196.00	72,196.00	0.00	0.00
97,381.26	70,105.88	71,892.00	0.00		DEPARTMENT REVENUES	0.00	72,196.00	72,196.00	0.00	0.00
97,381.26	70,105.88	71,892.00	0.00		DEPARTMENT EXPENSES	0.76	72,196.00	72,196.00	0.00	0.00
0.00	0.00	0.00	0.00		Community Development - Enforc	(0.76)	0.00	0.00	0.00	0.00
97,381.26	70,105.88	71,892.00	0.00		FUND REVENUES	0.00	72,196.00	72,196.00	0.00	0.00
97,381.26	70,105.88	71,892.00	0.00		FUND EXPENSES	0.76	72,196.00	72,196.00	0.00	0.00
0.00	0.00	0.00	0.00		Community Development Totals:	(0.76)	0.00	0.00	0.00	0.00
97,381.26	70,105.88	71,892.00	0.00		REPORT REVENUES	0.00	72,196.00	72,196.00	0.00	0.00
97,381.26	70,105.88	71,892.00	0.00		REPORT EXPENSES	0.76	72,196.00	72,196.00	0.00	0.00
0.00	0.00	0.00	0.00		REPORT TOTALS:	(0.76)	0.00	0.00	0.00	0.00

# General Ledger

## Budget Analysis

User: jlink  
 Printed: 03/19/2015 - 7:04PM  
 Fiscal Year: 2016



2013 Actual	2014 Actual	2015 Adopted	2015 Estimated	Account	Description	FTE	2016 Requested	2016 Proposed	2016 Approved	2016 Adopted
				5050	Community Development					
				6050	Community Development - Enforc					
				R21	Fines and Forfeitures					
0.00	0.00	0.00	0.00	6052-6000-4265	Fines - Violation	0.00	0.00	0.00	0.00	0.00
Fines and Forfeitures Totals:						0.00	0.00	0.00	0.00	0.00
0.00	0.00	0.00	0.00	R41	Interest					
0.00	0.00	0.00	0.00	6052-6000-4495	Investments - Interest On	0.00	20.00	20.00	0.00	0.00
Interest Totals:						0.00	20.00	20.00	0.00	0.00
0.00	0.00	0.00	0.00	R70	Interfund Transfers					
0.00	0.00	0.00	0.00	6052-6000-4961	Trans - Community Devel Admin	0.00	0.00	0.00	0.00	0.00
Interfund Transfers Totals:						0.00	0.00	0.00	0.00	0.00
0.00	0.00	0.00	0.00	R90	Fund Balances					
8,643.11	8,643.11	8,643.00	0.00	6052-6000-4995	Beginning Fund Balance	0.00	8,643.00	8,643.00	0.00	0.00
Fund Balances Totals:						0.00	8,643.00	8,643.00	0.00	0.00
8,643.11	8,643.11	8,643.00	0.00		REVENUES TOTALS:	0.00	8,663.00	8,663.00	0.00	0.00
0.00	0.00	0.00	0.00	E10	Personnel Services					
0.00	0.00	0.00	0.00	6052-6000-5000	Salaries and Wages	0.00	0.00	0.00	0.00	0.00
0.00	0.00	0.00	0.00	6052-6000-5120	Workmans Compensation Tax	0.00	0.00	0.00	0.00	0.00
0.00	0.00	0.00	0.00	6052-6000-5157	Workmans Compensation	0.00	0.00	0.00	0.00	0.00
Personnel Services Totals:						0.00	0.00	0.00	0.00	0.00
0.00	0.00	0.00	0.00	E20	Material and Services					
0.00	0.00	0.00	0.00	6052-6000-6281	Abatement	0.00	0.00	0.00	0.00	0.00
0.00	0.00	0.00	0.00	6052-6000-6600	Supplies - Office	0.00	0.00	0.00	0.00	0.00
0.00	0.00	0.00	0.00	6052-6000-6603	Postage	0.00	0.00	0.00	0.00	0.00

2013 Actual	2014 Actual	2015 Adopted	2015 Estimated	Account	Description	FTE	2016 Requested	2016 Proposed	2016 Approved	2016 Adopted
0.00	0.00	0.00	0.00		Material and Services Totals:	0.00	0.00	0.00	0.00	0.00
0.00	0.00	0.00	0.00	E21	Interdepartmental Charges					
0.00	0.00	0.00	0.00	6052-6000-6998	Intradepartmental Admin Chgs	0.00	0.00	0.00	0.00	0.00
0.00	0.00	0.00	0.00		Interdepartmental Charges Totals:	0.00	0.00	0.00	0.00	0.00
0.00	0.00	0.00	0.00	E70	Interfund Transfers					
0.00	0.00	0.00	0.00	6052-6000-9003	Trans - Equipment Reserve	0.00	0.00	0.00	0.00	0.00
0.00	0.00	8,643.00	0.00	6052-6000-9601	Trans - CDD	0.00	8,663.00	8,663.00	0.00	0.00
0.00	0.00	8,643.00	0.00		Interfund Transfers Totals:	0.00	8,663.00	8,663.00	0.00	0.00
8,643.11	8,643.11	0.00	0.00	E90	Unappropriated Fund Balance					
				6052-6000-9990	Unappropriated Fund Balance	0.00	0.00	0.00	0.00	0.00
8,643.11	8,643.11	0.00	0.00		Unappropriated Fund Balance Total	0.00	0.00	0.00	0.00	0.00
8,643.11	8,643.11	8,643.00	0.00		EXPENDITURES TOTALS:	0.00	8,663.00	8,663.00	0.00	0.00
8,643.11	8,643.11	8,643.00	0.00		DEPARTMENT REVENUES	0.00	8,663.00	8,663.00	0.00	0.00
8,643.11	8,643.11	8,643.00	0.00		DEPARTMENT EXPENSES	0.00	8,663.00	8,663.00	0.00	0.00
0.00	0.00	0.00	0.00		Community Development - Enforc	0.00	0.00	0.00	0.00	0.00
8,643.11	8,643.11	8,643.00	0.00		FUND REVENUES	0.00	8,663.00	8,663.00	0.00	0.00
8,643.11	8,643.11	8,643.00	0.00		FUND EXPENSES	0.00	8,663.00	8,663.00	0.00	0.00
0.00	0.00	0.00	0.00		Community Development Totals:	0.00	0.00	0.00	0.00	0.00

2013 Actual	2014 Actual	2015 Adopted	2015 Estimated	Account	Description	FTE	2016 Requested	2016 Proposed	2016 Approved	2016 Adopted
8,643.11	8,643.11	8,643.00	0.00		REPORT REVENUES	0.00	8,663.00	8,663.00	0.00	0.00
8,643.11	8,643.11	8,643.00	0.00		REPORT EXPENSES	0.00	8,663.00	8,663.00	0.00	0.00
0.00	0.00	0.00	0.00		REPORT TOTALS:	0.00	0.00	0.00	0.00	0.00

THIS PAGE INTENTIONALLY LEFT BLANK



Department: Community Development  
Parks Division

FY 2016 Proposed Budget

**Division Mission:**

The Klamath County Parks Department provides and maintains public facilities for outdoor recreation and provides access to other public land, which offers opportunities for dispersed outdoor recreation.

**Mandated Services:**

None

**Self-Imposed Services:**

Klamath County elected to offer Parks services to the public. The Parks are funded by the Oregon State Marine Board and the Oregon Parks and Recreation Department. A condition of funding is that Klamath County adheres to the rules outlined by the above mentioned authorities.

**Department Overview:**

Klamath County has 14 County Parks conveniently located throughout Klamath County encompassing 1,125 acres. These parks are designed and funded as water way access for fishing and hunting. Klamath County Parks' services are free to the public.

There are 31 camp sites that offer potable water, restroom facilities, fire pits and parking. These sites receive maintenance twelve months a year.

One 0.90 FTE and one seasonal employee maintain the entire park system; they are responsible for the grounds maintenance, drinking and sprinkler water system maintenance, sewer system and floating restroom maintenance. Mandatory training and certifications include Small Water Systems Training, Threat Assessment and Emergency Training and Boating Facility Workshop.

Klamath County maintains 8 motorized pieces of equipment that include mowers, trucks and trailers and a 19' boat (for the floating restroom maintenance). Park access is open twelve months a year; however, the water systems are shut down in the fall for winterizing. Portable toilets are rented and placed for use during the winter months at some locations.

**Successes:**

Klamath County has received \$1,427,079 Facility Grant Funds for park improvements. These improvements included new ramps, floats, parking areas and restrooms at several of the water access parks around Klamath Lake.

The Oregon Institute of Technology Environmental Science Program volunteered to create a Parks map. The map is completed and exceeded our expectations.

**Challenges:**

Vandalism causes unexpected expenditures above normal maintenance costs. Local businesses have contributed free materials and services to offset this issue. This is a statewide problem and we are communicating with other municipalities to share ideas and solutions to vandalism.

The Stevenson Park restroom was remodeled last summer, however on 27 December 2014 the restroom received extensive damage from a detonated bomb!

**Budget Overview:**

**Major Expenditures Parks**

One 0.90 FTE multi-discipline staff operates the Parks Department, this employee possesses skills in electrical, plumbing, building construction, concrete, sewer/water systems and equipment maintenance. One Seasonal employee is hired to assist with the parks maintenance. A transfer of \$3,500 goes to the Parks vehicle reserve each year for future equipment replacement.

**Major Revenue Parks**

The Parks Division is funded by the Oregon State Marine Board Maintenance Assistance Program for our water access parks; the annual amount received is \$31,650. An annual report is submitted for approval in order to qualify for this funding.

Annual funding from the Oregon Parks and Recreation Department is identified as Recreational Vehicle Revenue. Annually a County Parks Assistance Program Certification Statement is submitted for approval to qualify for this funding. The allocation amount is determined by Oregon Parks and Recreation, this year the amount is \$75,000.

**Major Expenditures Parks Reserve**

None- reserved for future use

**Major Revenue Parks Reserve**

The Parks Reserve was created originally with revenue from a timber sale. Annually a transfer of \$5,000 from the Parks operating budget is transferred to the Parks Reserve for future land acquisition.

**Significant Changes:**

There have been no significant changes to the Parks or Parks Reserve budgets. The funding from the Oregon Parks and Recreation and the Oregon State Marine Board have remained constant.

**Key Issues:**

After discussion with our funding organizations vandalism is state wide and a concern for parks throughout the state.

Department: Community Development  
Parks Division

FY 2016 Proposed Budget

The Parks continued success with grant awards for projects that benefit the whole community.

THIS PAGE INTENTIONALLY LEFT BLANK

Department	Status	Title	FTE	Benefit Group	Union	Current Grade	Current Step	Total Wages w/COLA	Unemployment	FICA/Medicare	KCWC-WCOMP	WC	Medical CAP	HRA/VEBA (Wages)	Life Insurance	STD	Retirement/PERS Amount	Grand Total w/Benefits
Community Development/Administration	Filled	CDD Manager	0.0900	.0900 Non-Union	Non-Union	UF27	7	\$6,204.47	\$108.58	\$474.64	\$124.09	\$3,113	\$999.00	\$0.00	\$1.29	\$16.47	\$1,054.76	\$8,986.41
Community Development/Administration	Filled	Accounting Specialist	0.0900	.0900 Local 121	Local 121	LH14	7	\$3,578.09	\$62.62	\$273.72	\$71.56	\$3,113	\$999.00	\$0.00	\$1.29	\$16.47	\$608.27	\$5,614.13
Community Development/Parks	Filled	Maint. Worker II - Parks	0.9000	.9000 Local 121	Local 121	LH13	2	\$28,404.00	\$497.07	\$2,172.91	\$568.08	\$31,126	\$9,990.00	\$0.00	\$12.85	\$164.70	\$4,828.68	\$46,669.41
Community Development/Parks	Filled	Parks Att On Call	0.5000	.5000 Non-Union	Non-Union	UH09	3	\$12,278.37	\$214.87	\$939.30	\$245.57	\$17,292	\$5,550.00	\$0.00	\$7.14	\$91.50	\$0.00	\$19,344.03
Community Development/Parks		Overtime						\$1,010.00	\$17.68	\$77.27	\$20.20	\$0.000						\$1,125.14
			<b>1.5800</b>					<b>\$51,474.92</b>	<b>\$900.81</b>	<b>\$3,937.83</b>	<b>\$1,029.50</b>	<b>\$54.64</b>	<b>\$17,538.00</b>	<b>\$0.00</b>	<b>\$22.56</b>	<b>\$289.14</b>	<b>\$6,491.71</b>	<b>\$81,739.12</b>

THIS PAGE INTENTIONALLY LEFT BLANK

# General Ledger

## Budget Analysis

User: jlink  
 Printed: 03/19/2015 - 6:35PM  
 Fiscal Year: 2016



2013 Actual	2014 Actual	2015 Adopted	2015 Estimated	Account	Description	FTE	2016 Requested	2016 Proposed	2016 Approved	2016 Adopted
				2525	Parks					
				5025	Parks					
				R41	Interest					
0.00	0.00	0.00	0.00	3050-5000-4495	Investments - Interest On	0.00	100.00	100.00	0.00	0.00
Interest Totals:						0.00	100.00	100.00	0.00	0.00
				R70	Interfund Transfers					
0.00	0.00	0.00	0.00	3050-5000-4902	Trans - Equipment Reserve	0.00	0.00	0.00	0.00	0.00
0.00	0.00	0.00	0.00	3050-5000-4952	Trans - Park	0.00	3,500.00	3,500.00	0.00	0.00
Interfund Transfers Totals:						0.00	3,500.00	3,500.00	0.00	0.00
				R90	Fund Balances					
0.00	0.00	0.00	0.00	3050-5000-4995	Beginning Fund Balance	0.00	61,530.00	61,530.00	0.00	0.00
Fund Balances Totals:						0.00	61,530.00	61,530.00	0.00	0.00
REVENUES TOTALS:						0.00	65,130.00	65,130.00	0.00	0.00
				E20	Material and Services					
0.00	0.00	0.00	0.00	3050-5000-6330	Equipment	0.00	0.00	0.00	0.00	0.00
Material and Services Totals:						0.00	0.00	0.00	0.00	0.00
				E30	Capital Outlay					
0.00	0.00	0.00	0.00	3050-5000-7000	Equipment	0.00	0.00	0.00	0.00	0.00
0.00	0.00	0.00	0.00	3050-5000-7011	Vehicles Other	0.00	100.00	100.00	0.00	0.00
Capital Outlay Totals:						0.00	100.00	100.00	0.00	0.00
				E80	Contingencies					
0.00	0.00	0.00	0.00	3050-5000-9800	Operating Contingency	0.00	65,030.00	65,030.00	0.00	0.00
Contingencies Totals:						0.00	65,030.00	65,030.00	0.00	0.00
				E81	Fund Balance & Reserves					

2013 Actual	2014 Actual	2015 Adopted	2015 Estimated	Account	Description	FTE	2016 Requested	2016 Proposed	2016 Approved	2016 Adopted
0.00	0.00	0.00	0.00	3050-5000-9910	Reserve Capital Outlay	0.00	0.00	0.00	0.00	0.00
0.00	0.00	0.00	0.00		Fund Balance & Reserves Totals:	0.00	0.00	0.00	0.00	0.00
0.00	0.00	0.00	0.00	E90	Unappropriated Fund Balance	0.00	0.00	0.00	0.00	0.00
0.00	0.00	0.00	0.00	3050-5000-9990	Unappropriated Fund Balance	0.00	0.00	0.00	0.00	0.00
0.00	0.00	0.00	0.00		Unappropriated Fund Balance Total	0.00	0.00	0.00	0.00	0.00
0.00	0.00	0.00	0.00		EXPENDITURES TOTALS:	0.00	65,130.00	65,130.00	0.00	0.00
0.00	0.00	0.00	0.00		DEPARTMENT REVENUES	0.00	65,130.00	65,130.00	0.00	0.00
0.00	0.00	0.00	0.00		DEPARTMENT EXPENSES	0.00	65,130.00	65,130.00	0.00	0.00
0.00	0.00	0.00	0.00		Parks Totals:	0.00	0.00	0.00	0.00	0.00
0.00	0.00	0.00	0.00		FUND REVENUES	0.00	65,130.00	65,130.00	0.00	0.00
0.00	0.00	0.00	0.00		FUND EXPENSES	0.00	65,130.00	65,130.00	0.00	0.00
0.00	0.00	0.00	0.00		Parks Totals:	0.00	0.00	0.00	0.00	0.00
0.00	0.00	0.00	0.00		REPORT REVENUES	0.00	65,130.00	65,130.00	0.00	0.00
0.00	0.00	0.00	0.00		REPORT EXPENSES	0.00	65,130.00	65,130.00	0.00	0.00
0.00	0.00	0.00	0.00		REPORT TOTALS:	0.00	0.00	0.00	0.00	0.00



# General Ledger

## Budget Analysis

User: jlink  
 Printed: 03/19/2015 - 6:36PM  
 Fiscal Year: 2016



2013 Actual	2014 Actual	2015 Adopted	2015 Estimated	Account	Description	FTE	2016 Requested	2016 Proposed	2016 Approved	2016 Adopted
				2525	Parks					
				5025	Parks					
				R20	Licenses, Fees and Permits					
0.00	0.00	0.00	0.00	5026-5000-4152	Fees - Campground	0.00	0.00	0.00	0.00	0.00
Licenses, Fees and Permits Totals:						0.00	0.00	0.00	0.00	0.00
0.00	0.00	0.00	0.00	R40	Other Local Revenue					
0.00	0.00	0.00	0.00	5026-5000-4405	Grants - Miscellaneous	0.00	0.00	0.00	0.00	0.00
Other Local Revenue Totals:						0.00	0.00	0.00	0.00	0.00
0.00	0.00	0.00	0.00	R41	Interest					
208.92	439.47	650.00	0.00	5026-5000-4495	Investments - Interest On	0.00	650.00	650.00	0.00	0.00
Interest Totals:						0.00	650.00	650.00	0.00	0.00
208.92	439.47	650.00	0.00	R50	Federal Government					
0.00	0.00	0.00	0.00	5026-5000-4623	State Marine Board	0.00	5,250.00	5,250.00	0.00	0.00
Federal Government Totals:						0.00	5,250.00	5,250.00	0.00	0.00
0.00	0.00	0.00	0.00	R51	State of Oregon					
78,488.55	31,650.00	31,650.00	0.00	5026-5000-4523	State Marine Board	0.00	26,400.00	26,400.00	0.00	0.00
74,601.00	78,497.00	75,000.00	0.00	5026-5000-4552	Fees - State RV License	0.00	75,000.00	75,000.00	0.00	0.00
State of Oregon Totals:						0.00	101,400.00	101,400.00	0.00	0.00
153,089.55	110,147.00	106,650.00	0.00	R90	Fund Balances					
113,178.17	76,625.21	60,000.00	0.00	5026-5000-4995	Beginning Fund Balance	0.00	79,500.00	79,500.00	0.00	0.00
Fund Balances Totals:						0.00	79,500.00	79,500.00	0.00	0.00
113,178.17	76,625.21	60,000.00	0.00	REVENUES TOTALS:						
266,476.64	187,211.68	167,300.00	0.00	E10	Personnel Services					
28,766.45	20,501.80	36,735.00	0.00	5026-5000-5000	Salaries and Wages	1.58	38,186.00	38,186.00	0.00	0.00

2013 Actual	2014 Actual	2015 Adopted	2015 Estimated	Account	Description	FTE	2016 Requested	2016 Proposed	2016 Approved	2016 Adopted
10,728.96	15,496.17	11,631.00	0.00	5026-5000-5010	Temporary Help	0.00	12,278.00	12,278.00	0.00	0.00
53.08	317.05	1,010.00	0.00	5026-5000-5011	Overtime	0.00	1,010.00	1,010.00	0.00	0.00
3,010.58	2,767.44	3,778.00	0.00	5026-5000-5110	FICA	0.00	3,938.00	3,938.00	0.00	0.00
38.08	41.58	55.00	0.00	5026-5000-5120	Workmans Compensation Tax	0.00	55.00	55.00	0.00	0.00
7,874.98	5,339.38	16,590.00	0.00	5026-5000-5130	Medical Insurance	0.00	17,538.00	17,538.00	0.00	0.00
0.00	0.00	0.00	0.00	5026-5000-5131	VEBA	0.00	0.00	0.00	0.00	0.00
18.84	17.21	33.00	0.00	5026-5000-5133	Life Insurance	0.00	23.00	23.00	0.00	0.00
18.36	16.81	32.00	0.00	5026-5000-5134	Short Term Disability	0.00	289.00	289.00	0.00	0.00
3,164.28	3,845.15	8,222.00	0.00	5026-5000-5140	Retirement - General	0.00	8,579.00	8,579.00	0.00	0.00
929.44	707.40	864.00	0.00	5026-5000-5156	Unemployment Compensation	0.00	901.00	901.00	0.00	0.00
1,277.54	967.61	987.00	0.00	5026-5000-5157	Workmans Compensation	0.00	1,030.00	1,030.00	0.00	0.00
55,880.59	50,017.60	79,937.00	0.00		Personnel Services Totals:	1.58	83,827.00	83,827.00	0.00	0.00
				E20	Material and Services					
2,761.56	3,839.62	4,000.00	0.00	5026-5000-6200	Contract Services	0.00	4,000.00	4,000.00	0.00	0.00
0.00	45.00	500.00	0.00	5026-5000-6201	Consultant Services	0.00	500.00	500.00	0.00	0.00
0.00	0.00	0.00	0.00	5026-5000-6234	Lock Repair & Replace	0.00	200.00	200.00	0.00	0.00
100.00	20.00	100.00	0.00	5026-5000-6310	Dues & Fees	0.00	100.00	100.00	0.00	0.00
0.00	0.00	0.00	0.00	5026-5000-6330	Equipment	0.00	500.00	500.00	0.00	0.00
13,886.28	11,187.39	12,000.00	0.00	5026-5000-6333	Vehicle Fuel	0.00	12,000.00	12,000.00	0.00	0.00
0.00	0.00	0.00	0.00	5026-5000-6335	Grant Funds Ext Recip Pymts	0.00	0.00	0.00	0.00	0.00
1,088.53	0.00	2,500.00	0.00	5026-5000-6404	Special Assessments	0.00	2,500.00	2,500.00	0.00	0.00
2,063.65	653.59	1,000.00	0.00	5026-5000-6531	Supplies Equipment Rent	0.00	1,000.00	1,000.00	0.00	0.00
3,303.48	4,512.05	4,100.00	0.00	5026-5000-6535	Equipment Maint & Repair	0.00	4,500.00	4,500.00	0.00	0.00
12,333.86	1,552.52	3,000.00	0.00	5026-5000-6536	Vehicle Maint & Repair	0.00	3,000.00	3,000.00	0.00	0.00
784.85	403.04	3,000.00	0.00	5026-5000-6538	Building Maint & Repair	0.00	3,000.00	3,000.00	0.00	0.00
3,516.10	1,140.18	5,000.00	0.00	5026-5000-6539	Grounds Maint & Repair	0.00	5,000.00	5,000.00	0.00	0.00
110.00	39.00	300.00	0.00	5026-5000-6600	Supplies - Office	0.00	100.00	100.00	0.00	0.00
1,689.90	2,228.61	2,000.00	0.00	5026-5000-6601	Supplies - Other	0.00	2,300.00	2,300.00	0.00	0.00
0.00	15.00	0.00	0.00	5026-5000-6602	Copier Maint & Supplies	0.00	20.00	20.00	0.00	0.00
4.68	17.76	50.00	0.00	5026-5000-6603	Postage	0.00	0.00	0.00	0.00	0.00
0.00	0.00	0.00	0.00	5026-5000-6621	Uniform Maint & Repair	0.00	0.00	0.00	0.00	0.00
0.00	0.00	0.00	0.00	5026-5000-6650	Books	0.00	0.00	0.00	0.00	0.00

2013 Actual	2014 Actual	2015 Adopted	2015 Estimated	Account	Description	FTE	2016 Requested	2016 Proposed	2016 Approved	2016 Adopted
0.00	0.00	800.00	0.00	5026-5000-6701	Mgmt Travel & Training	0.00	800.00	800.00	0.00	0.00
0.00	0.00	500.00	0.00	5026-5000-6702	Staff Travel & Training	0.00	500.00	500.00	0.00	0.00
373.80	364.51	600.00	0.00	5026-5000-6751	Utilities - Water & Sewer	0.00	600.00	600.00	0.00	0.00
3,572.58	2,009.56	2,500.00	0.00	5026-5000-6752	Utilities - Electricity	0.00	2,500.00	2,500.00	0.00	0.00
211.57	129.40	300.00	0.00	5026-5000-6755	Telephone	0.00	300.00	300.00	0.00	0.00
45,800.84	28,157.23	42,250.00	0.00		Material and Services Totals:	0.00	43,420.00	43,420.00	0.00	0.00
				E21	Interdepartmental Charges					
9,829.00	4,017.00	5,476.00	0.00	5026-5000-6990	Internal Services	0.00	3,320.00	3,320.00	0.00	0.00
0.00	329.00	0.00	0.00	5026-5000-6991	Facility Services	0.00	0.00	0.00	0.00	0.00
0.00	43.00	0.00	0.00	5026-5000-6992	Steering Comm Hardware Chg	0.00	0.00	0.00	0.00	0.00
0.00	40.00	0.00	0.00	5026-5000-6993	Steering Comm User Chg	0.00	0.00	0.00	0.00	0.00
6,478.00	1,115.00	1,126.00	0.00	5026-5000-6994	Risk Management	0.00	1,023.00	1,023.00	0.00	0.00
10,551.00	2,088.00	2,109.00	0.00	5026-5000-6995	Insurance Liability	0.00	2,011.00	2,011.00	0.00	0.00
0.00	0.00	0.00	0.00	5026-5000-6997	Insurance Work Comp	0.00	0.00	0.00	0.00	0.00
8,082.00	0.00	0.00	0.00	5026-5000-6998	Intradepartmental Admin Chgs	0.00	0.00	0.00	0.00	0.00
0.00	0.00	0.00	0.00	5026-5000-6999	Office Supplies - Internal	0.00	250.00	250.00	0.00	0.00
0.00	0.00	0.00	0.00	5026-5000-6999	Postage - Internal	0.00	50.00	50.00	0.00	0.00
0.00	0.00	0.00	0.00	5026-5000-6999	Tech Supplies - Internal	0.00	0.00	0.00	0.00	0.00
34,940.00	7,632.00	8,711.00	0.00		Interdepartmental Charges Totals:	0.00	6,654.00	6,654.00	0.00	0.00
				E30	Capital Outlay					
0.00	0.00	0.00	0.00	5026-5000-7021	Grounds Improvement	0.00	0.00	0.00	0.00	0.00
44,730.00	0.00	0.00	0.00	5026-5000-7051	Marine Improvements	0.00	0.00	0.00	0.00	0.00
44,730.00	0.00	0.00	0.00		Capital Outlay Totals:	0.00	0.00	0.00	0.00	0.00
				E70	Interfund Transfers					
0.00	0.00	0.00	0.00	5026-5000-9001	Trans - General Non Dept	0.00	0.00	0.00	0.00	0.00
3,500.00	3,500.00	3,500.00	0.00	5026-5000-9003	Trans - Equipment Reserve	0.00	3,500.00	3,500.00	0.00	0.00
5,000.00	5,000.00	5,000.00	0.00	5026-5000-9502	Trans - Park Reserve	0.00	5,000.00	5,000.00	0.00	0.00
8,500.00	8,500.00	8,500.00	0.00		Interfund Transfers Totals:	0.00	8,500.00	8,500.00	0.00	0.00
				E80	Contingencies					
0.00	0.00	27,902.00	0.00	5026-5000-9800	Operating Contingency	0.00	44,399.00	44,399.00	0.00	0.00
0.00	0.00	27,902.00	0.00		Contingencies Totals:	0.00	44,399.00	44,399.00	0.00	0.00

2013 Actual	2014 Actual	2015 Adopted	2015 Estimated	Account	Description	FTE	2016 Requested	2016 Proposed	2016 Approved	2016 Adopted
76,625.21	92,904.85	0.00	0.00	E90 5026-5000-9990	Unappropriated Fund Balance Unappropriated Fund Balance	0.00	0.00	0.00	0.00	0.00
76,625.21	92,904.85	0.00	0.00		Unappropriated Fund Balance Total	0.00	0.00	0.00	0.00	0.00
266,476.64	187,211.68	167,300.00	0.00		EXPENDITURES TOTALS:	1.58	186,800.00	186,800.00	0.00	0.00
266,476.64	187,211.68	167,300.00	0.00		DEPARTMENT REVENUES	0.00	186,800.00	186,800.00	0.00	0.00
266,476.64	187,211.68	167,300.00	0.00		DEPARTMENT EXPENSES	1.58	186,800.00	186,800.00	0.00	0.00
0.00	0.00	0.00	0.00		Parks Totals:	(1.58)	0.00	0.00	0.00	0.00
266,476.64	187,211.68	167,300.00	0.00		FUND REVENUES	0.00	186,800.00	186,800.00	0.00	0.00
266,476.64	187,211.68	167,300.00	0.00		FUND EXPENSES	1.58	186,800.00	186,800.00	0.00	0.00
0.00	0.00	0.00	0.00		Parks Totals:	(1.58)	0.00	0.00	0.00	0.00
266,476.64	187,211.68	167,300.00	0.00		REPORT REVENUES	0.00	186,800.00	186,800.00	0.00	0.00
266,476.64	187,211.68	167,300.00	0.00		REPORT EXPENSES	1.58	186,800.00	186,800.00	0.00	0.00
0.00	0.00	0.00	0.00		REPORT TOTALS:	(1.58)	0.00	0.00	0.00	0.00

# General Ledger

## Budget Analysis

User: jlink  
 Printed: 03/19/2015 - 6:38PM  
 Fiscal Year: 2016



2013 Actual	2014 Actual	2015 Adopted	2015 Estimated	Account	Description	FTE	2016 Requested	2016 Proposed	2016 Approved	2016 Adopted
12,500.00	0.00	0.00	0.00	2525 5025 R30 5027-5000-4352	Parks Parks Charges for Service Repayments - Loan	0.00	0.00	0.00	0.00	0.00
12,500.00	0.00	0.00	0.00		Charges for Service Totals:	0.00	0.00	0.00	0.00	0.00
478.44	577.61	800.00	0.00	R41 5027-5000-4495	Interest Investments - Interest On	0.00	500.00	500.00	0.00	0.00
478.44	577.61	800.00	0.00		Interest Totals:	0.00	500.00	500.00	0.00	0.00
5,000.00	5,000.00	5,000.00	0.00	R70 5027-5000-4952	Interfund Transfers Trans - Park	0.00	5,000.00	5,000.00	0.00	0.00
0.00	0.00	0.00	0.00	5027-5000-4952	Trans - Park Reserve	0.00	0.00	0.00	0.00	0.00
5,000.00	5,000.00	5,000.00	0.00		Interfund Transfers Totals:	0.00	5,000.00	5,000.00	0.00	0.00
159,381.07	177,359.51	182,500.00	0.00	R90 5027-5000-4995	Fund Balances Beginning Fund Balance	0.00	188,337.00	188,337.00	0.00	0.00
159,381.07	177,359.51	182,500.00	0.00		Fund Balances Totals:	0.00	188,337.00	188,337.00	0.00	0.00
177,359.51	182,937.12	188,300.00	0.00		REVENUES TOTALS:	0.00	193,837.00	193,837.00	0.00	0.00
0.00	0.00	0.00	0.00	E30 5027-5000-7021	Capital Outlay Grounds Improvement	0.00	0.00	0.00	0.00	0.00
0.00	0.00	0.00	0.00		Capital Outlay Totals:	0.00	0.00	0.00	0.00	0.00
0.00	0.00	188,300.00	0.00	E81 5027-5000-9900	Fund Balance & Reserves Reserve Future Expenditures	0.00	193,837.00	193,837.00	0.00	0.00
0.00	0.00	188,300.00	0.00		Fund Balance & Reserves Totals:	0.00	193,837.00	193,837.00	0.00	0.00
177,359.51	182,937.12	0.00	0.00	E90 5027-5000-9990	Unappropriated Fund Balance Unappropriated Fund Balance	0.00	0.00	0.00	0.00	0.00

2013 Actual	2014 Actual	2015 Adopted	2015 Estimated	Account	Description	FTE	2016 Requested	2016 Proposed	2016 Approved	2016 Adopted
177,359.51	182,937.12	0.00	0.00		Unappropriated Fund Balance Total	0.00	0.00	0.00	0.00	0.00
177,359.51	182,937.12	188,300.00	0.00		EXPENDITURES TOTALS:	0.00	193,837.00	193,837.00	0.00	0.00
177,359.51	182,937.12	188,300.00	0.00		DEPARTMENT REVENUES	0.00	193,837.00	193,837.00	0.00	0.00
177,359.51	182,937.12	188,300.00	0.00		DEPARTMENT EXPENSES	0.00	193,837.00	193,837.00	0.00	0.00
0.00	0.00	0.00	0.00		Parks Totals:	0.00	0.00	0.00	0.00	0.00
177,359.51	182,937.12	188,300.00	0.00		FUND REVENUES	0.00	193,837.00	193,837.00	0.00	0.00
177,359.51	182,937.12	188,300.00	0.00		FUND EXPENSES	0.00	193,837.00	193,837.00	0.00	0.00
0.00	0.00	0.00	0.00		Parks Totals:	0.00	0.00	0.00	0.00	0.00
177,359.51	182,937.12	188,300.00	0.00		REPORT REVENUES	0.00	193,837.00	193,837.00	0.00	0.00
177,359.51	182,937.12	188,300.00	0.00		REPORT EXPENSES	0.00	193,837.00	193,837.00	0.00	0.00
0.00	0.00	0.00	0.00		REPORT TOTALS:	0.00	0.00	0.00	0.00	0.00

Department: Community Development  
Solid Waste Division

FY 2016 Proposed Budget

**Division Mission:**

The Klamath County Solid Waste Division has the responsibility to provide for the orderly, efficient, and safe collection and disposal of solid waste. Recycling provides a variety of recycling, recovery, reuse, waste reduction and litter prevention programs for the community, schools and businesses of Klamath County.

**Mandated Services:**

Solid Waste and Recycling are regulated by Oregon Revised Statue (ORS) 459.017, Oregon Administrative Rules (OAR) 340-093 and Federal Register 40 CFR Parts 257 and 258. In addition to these mandates, each Solid Waste facility operates within the scope of the 21 page permit from the Department of Environmental Quality (DEQ). Annually, each site is inspected by DEQ regulators and must comply with all the specific guidelines in the permits; the Solid Waste Division has had no violations and routinely receives accolades for the high level of performance demonstrated. Recycling is a condition of the Solid Waste permit issued by the Department of Environmental Quality

**Self Imposed Services:**

Solid Waste offers 10 free events each year to benefit the community for cleanup of yard debris and to promote air quality in the basin.

Solid Waste also provides public outreach programs to 23 community interest groups such as the United Christian Fellowship which provides free yard and home maintenance to the elderly, the Boy Scouts, the Klamath Aquatics team and the City of Klamath Falls garden program, just to mention a few.

The cost to the Solid Waste budget last year for these services was \$129,456.

**Division Overview:**

The Solid Waste Division operates two Landfills, one located in Klamath Falls, which is a seven-day operation and one located in Chemult, which is a five-day operation. The Solid Waste Division is made up of a multi-discipline staff including management, equipment operators, scale operators, transfer station operators, mechanic/welder and site/recycle attendants.

As of 1 March 2014 four of the twelve outlying transfer stations were closed while the remaining transfer stations days of operation either were reduced or had their days of operation changed and are now closed on Sunday and Mondays. At least 4.5 FTE will be required to run the remaining sites. All operations in the Chemult Landfill are conducted by one FTE.

For the last ten years, Republic Services operated Klamath Regional Disposal Transfer Station (KRD), and a Solid Waste employee operated the scales. All waste streams from this facility were transported by rail to the Roosevelt Landfill in Roosevelt Washington. The (KRD) facility is owned by Klamath County, the ten-year contract with Republic Services expired on September 1, 2014; and as a result, Solid Waste entered into a Request for Proposal process to determine who

Department: Community Development  
Solid Waste Division

FY 2016 Proposed Budget

would operate, haul and dispose of waste at the Klamath Regional Transfer Station on September 1, 2014. The Contract was awarded to the Dry Creek Landfill, Inc.

Two Landfills and Klamath Regional Disposal combined, process 70,000 tons of waste per year.

One Litter control program is funded by Solid Waste and operated by the Community Corrections Department; additional litter control is funded and operated by Solid Waste.

There are eleven (11) conveniently located recycle collection sites throughout Klamath County; each site has a 22 cubic yard box placed for commingled recycle materials. When the containers are full, they are transported to the Klamath Regional Transfer Station and are further processed by Waste Management and Dry Creek Landfill, Inc.

**Successes:**

Dry Creek Landfill, Inc., per ton fee to Klamath County is lower than the past contractor per ton fee was, as a result Klamath County can continue to keep the per ton fee charge to customers the same for a few years.

Solid Waste staff worked 1022 hours on the Outlying Transfer station consolidation plan in 2013, combined with public input this effort resulted in the closure of four sites and a cubic yard fee increase to help offset the average annual loss of \$350,000.

The franchise agreement with Waste Management was renewed July 1, 2014; the new contract included language and term of agreement updates.

**Solid Waste**

The Solid Waste Division continues to realize cost savings in excess of \$60,000 per year by hauling our own waste. In addition to cost savings this program improved and streamlined hauling services to the outlying transfer stations.

Solid Waste successfully submitted for approval, the renewals of DEQ permits for the Landfills and Transfer Stations last year. The permits have a term of ten years. The renewal process mandates updated written operations plans, monitoring plans, storm water plans, Landfill design plans etc.

For safety reasons a light vehicle hoist and access door was installed at the Klamath Landfill shop, total project cost is \$12,846.

The Solid Waste Division strives to extend the life of equipment through intensive service and maintenance practices with a large degree of success; one piece of equipment still in use is the 1956 Cat Scraper used at the Chemult Landfill.

Due to Landfill practices the Solid Waste division has achieved and extended life for the Klamath Landfill which included an eight (8) year expansion plan. At this time the Klamath Landfill has approximately twenty eight (28) years of life expectancy at the current rate of disposal.

**Recycle**



Department: Community Development  
Solid Waste Division

FY 2016 Proposed Budget

The Recycle program processed 27,707,280 lbs. of recycle material in 2014. The free electronic waste program removed 715,200 lbs. of E-Waste from the waste stream. A 2013 recycle rate from DEQ was 34.3%; the state mandate is 20%. The Recycle Division historically exceeds the state mandate.

The implementation of the Wood diversion program for county Transfer Stations resulted in 3,208 cubic yards of wood waste being diverted from burning. Although the practice of burning is approved by DEQ, Klamath County opted to recycle these materials in an effort to increase the County recycle rate and improve air quality.

As a public outreach program recycle pamphlets were provided to Head Start (pre-school), pamphlets are also available at all county recycle collection sites.

Klamath County continues partnership with Reach, Inc. to assist their recycle program; the County provides twine, plastics and cardboard to Reach, Inc.

A paint recycle program was implemented in 2008 following the county wide household hazardous waste event. This event revealed 90% of the waste collected was paint; DEQ implemented a State wide paint collection program and paint is now collected by Sherwin Williams paint store in Klamath Falls during business hours.

**Challenges:**

The continued operation of the eight remaining Outlying Transfer Stations; an annual data evaluation process in regards to cubic yard vs. ton loss will be used to determine further action to be taken. The fees collected at the Klamath Landfill subsidize this deficit.

**Budget Overview:**

**Major Expenditures Solid Waste**

Franchise and Contract agreements totaling \$1,633,000 continues to be a major expense, as well as Personal Services, vehicle fuel, equipment maintenance, grounds maintenance and the administration fees. This year \$700,000 is earmarked for Operating Contingency, and \$455,947 will be placed in reserve for future expenditure.

Solid Waste personnel services increased an overall \$6,322 over last year's amended budget, after a supplemental budget closed (7) vacant positions, four vacant positions were budgeted last year in anticipation of the County operating the Klamath Regional Disposal.

**Major Revenue Solid Waste**

Solid Waste is an enterprise fund and fees are the major source of revenue. Klamath County has a franchise agreement with the commercial haulers to receive 3% of the revenue they collect. The franchise revenue is utilized to supplement the Recycle function of Solid Waste. Metal collected is outsourced with a commercial business, and the revenue varies each year depending on the volume and market prices.

Department: Community Development  
Solid Waste Division

FY 2016 Proposed Budget

**Major Expenditures Solid Waste Equipment Reserve**

None

**Major Revenue Solid Waste Equipment Reserve**

The Solid Waste operating budget transfers funds to the reserve for the future purchase of heavy equipment and vehicles.

**Major Expenditures Landfill Site Reserve**

Closure/Post closure budgets that are mandated by the Department of Environmental Quality. These are to retain an amount determined by the annual Financial Assurance Report as a condition of the permit.

**Major Revenue Landfill Site Reserve**

The financial assurance report determined no additional contributions are required to meet Department of Environmental Quality requirements. The revenue will be from interest earned from investments.

**Significant Changes:**

To increase efficiency and reduce ongoing losses, the Solid Waste Division developed a Transfer Station consolidation plan which resulted in the closure of four Outlying Transfer stations and the increase of cubic yard fees. The eight remaining outlying transfer stations days of operation either were reduced or had their days of operation changed and are now closed on Sunday and Mondays. This consolidation plan is under constant review each fiscal year and could result in further action.

During operation negotiations with Dry Creek Landfill Inc., both parties agreed that Klamath Regional Disposal no longer be open on Sundays. Currently Klamath Landfill is the only facility open to the public on Sunday.

**Key Issues:**

**Solid Waste**

The Solid Waste Management Plan was updated in 2014 to determine if changes are to be made for the life of the two landfills; and provide an updated closure/post closure plan.

The continued operation of the eight remaining Outlying Transfer Stations, the rate of disparity will be closely monitored.

The change of operation at the Klamath Regional Disposal (KRD) site by Dry Creek Landfill, Inc. has exceeded our expectations. In addition, the per ton fee was reduced from the previous \$56.56/ton to the current \$47.57/ton.

**Landfill Site Reserve**

No additional contributions will be required at this time.

Department	Status	Title	FTE	Benefit Group	Union	Current Grade	Current Step	Total Wages w/COLA	Unemployment		KWCW-WCOMP		WC	Medical CAP	HRA/VEBA (Wages)	Life Insurance	STD	Retirement/PERS Amount	Grand Total w/Benefits
									51560	FICA/Medicare 51100	51570	51200							
Community Development/Solid Waste	Filled	Solid Waste & Parks Manager	1.0000	Full-time Non-Union	Non-Union	UF30	7	\$76,962.00	\$1,346.84	\$5,887.59	\$1,539.24	\$34,584	\$11,100.00	\$0.00	\$14.28	\$183.00	\$13,083.54	\$110,151.07	
Community Development/Solid Waste	Filled	Parks/SWaste Ops Manager	1.0000	Full-time Non-Union	Non-Union	UF25	7	\$60,333.36	\$1,055.83	\$4,615.50	\$1,206.67	\$34,584	\$11,100.00	\$0.00	\$14.28	\$183.00	\$10,256.67	\$88,799.90	
Community Development/Solid Waste	Filled	Parks/S Waste Foreman	1.0000	Full-time Non-Union	Non-Union	UF23	7	\$54,709.68	\$957.42	\$4,185.29	\$1,094.19	\$34,584	\$11,100.00	\$0.00	\$14.28	\$183.00	\$9,300.65	\$81,579.09	
Community Development/Solid Waste	Filled	Assistant Foreman - Landfill	1.0000	Full-time Non-Union	Non-Union	UH21	7	\$50,002.60	\$875.05	\$3,825.20	\$1,000.05	\$34,584	\$11,100.00	\$0.00	\$14.28	\$183.00	\$8,500.44	\$75,535.20	
Community Development/Administration	Filled	CDD Manager	0.4500	.4500 Non-Union	Non-Union	UF27	7	\$31,022.35	\$542.89	\$2,373.21	\$620.45	\$15,563	\$4,995.00	\$0.00	\$6.43	\$82.35	\$5,273.80	\$44,932.04	
Community Development/Solid Waste	Filled	Landfill Maint Worker	1.0000	Full-time Local 121	Local 121	LH16	7	\$43,863.41	\$767.61	\$3,355.55	\$877.27	\$34,584	\$11,100.00	\$0.00	\$14.28	\$183.00	\$7,456.78	\$67,652.48	
Community Development/Solid Waste	Filled	Landfill Maint Worker	1.0000	Full-time Local 121	Local 121	LH16	3	\$38,468.40	\$673.20	\$2,942.83	\$769.37	\$34,584	\$11,100.00	\$0.00	\$14.28	\$183.00	\$6,539.63	\$60,725.28	
Community Development/Solid Waste	Filled	Landfill Maint Worker	1.0000	Full-time Local 121	Local 121	LH16	7	\$43,863.41	\$767.61	\$3,355.55	\$877.27	\$34,584	\$11,100.00	\$0.00	\$14.28	\$183.00	\$7,456.78	\$67,652.48	
Community Development/Solid Waste	Filled	Landfill Maint Worker	1.0000	Full-time Local 121	Local 121	LH16	7	\$43,863.41	\$767.61	\$3,355.55	\$877.27	\$34,584	\$11,100.00	\$0.00	\$14.28	\$183.00	\$7,456.78	\$67,652.48	
Community Development/Solid Waste	Filled	Landfill Mechanic	1.0000	Full-time Local 121	Local 121	LH16	7	\$43,863.41	\$767.61	\$3,355.55	\$877.27	\$34,584	\$11,100.00	\$0.00	\$14.28	\$183.00	\$7,456.78	\$67,652.48	
Community Development/Solid Waste	Filled	Landfill Operator - Chemult	1.0000	Full-time Local 121	Local 121	LH16	7	\$43,863.41	\$767.61	\$3,355.55	\$877.27	\$34,584	\$11,100.00	\$0.00	\$14.28	\$183.00	\$7,456.78	\$67,652.48	
Community Development/Administration	Filled	Accounting Specialist	0.8000	.8000 Local 121	Local 121	LH14	7	\$31,805.21	\$556.59	\$2,433.10	\$636.10	\$27,667	\$8,880.00	\$0.00	\$11.42	\$146.40	\$5,406.89	\$49,903.38	
Community Development/Parks	Filled	Maint. Worker II - Parks	0.1000	.1000 Local 121	Local 121	LH13	2	\$3,156.00	\$55.23	\$241.43	\$63.12	\$3,458	\$1,110.00	\$0.00	\$14.28	\$18.30	\$536.52	\$5,198.34	
Community Development/Solid Waste	Vacant	Recycling Attendant - Landfill (Landfill)	0.2500	.2500 Local 121	Local 121	LH13	1	\$7,483.45	\$130.96	\$672.48	\$149.67	\$8,646	\$2,775.00	\$0.00	\$3.57	\$45.75	\$1,272.19	\$12,441.72	
Community Development/Solid Waste	Vacant	Recycling Attendant - Landfill (Recycle)	0.7500	.7500 Local 121	Local 121	LH13	1	\$22,450.36	\$392.88	\$1,717.45	\$449.01	\$25,938	\$8,325.00	\$0.00	\$10.71	\$137.25	\$3,816.56	\$37,325.16	
Community Development/Solid Waste	Filled	Solid Waste Site Att - Beatty	0.4500	.4500 Local 121	Local 121	LH08	7	\$13,365.43	\$233.89	\$1,022.46	\$267.31	\$15,563	\$4,995.00	\$0.00	\$6.43	\$82.35	\$2,272.12	\$22,260.55	
Community Development/Solid Waste	Filled	Solid Waste Site Att - Bonanza	0.5500	.5500 Local 121	Local 121	LH08	7	\$16,335.52	\$285.87	\$1,249.67	\$326.71	\$19,021	\$6,105.00	\$0.00	\$7.85	\$100.65	\$2,777.04	\$27,207.34	
Community Development/Solid Waste	Filled	Solid Waste Site Att - Bonanza	0.4500	.4500 Local 122	Local 121	LH08	7	\$13,365.43	\$233.89	\$1,022.46	\$267.31	\$15,563	\$4,995.00	\$0.00	\$6.43	\$82.35	\$2,272.12	\$22,260.55	
Community Development/Solid Waste	Filled	Solid Waste Site Att - Chiloquin	1.0000	Full-time Local 121	Local 121	LH08	7	\$29,700.95	\$519.77	\$2,272.12	\$594.02	\$34,584	\$11,100.00	\$0.00	\$14.28	\$183.00	\$5,049.16	\$49,467.88	
Community Development/Solid Waste	Filled	Solid Waste Site Att - Crescent	0.8000	.8000 Local 121	Local 121	LH08	7	\$23,760.76	\$415.81	\$1,817.70	\$475.22	\$27,667	\$11,100.00	\$0.00	\$14.28	\$183.00	\$4,039.33	\$41,833.76	
Community Development/Solid Waste	Vacant	Solid Waste Site Att - Keno/Klamath	1.0000	Full-time Local 121	Local 121	LH08	1	\$23,477.09	\$410.85	\$1,796.00	\$469.54	\$34,584	\$11,100.00	\$0.00	\$14.28	\$183.00	\$3,991.10	\$41,476.44	
Community Development/Solid Waste	Filled	Solid Waste Site Att - Landfill	1.0000	Full-time Local 121	Local 121	LH08	4	\$26,754.01	\$468.20	\$2,046.68	\$535.08	\$34,584	\$11,100.00	\$0.00	\$14.28	\$183.00	\$4,548.18	\$45,684.01	
Community Development/Solid Waste	Filled	Solid Waste Site Att - Landfill	0.9000	.9000 Local 121	Local 121	LH08	5	\$25,044.04	\$438.27	\$1,915.87	\$500.88	\$31,126	\$9,990.00	\$0.00	\$12.85	\$164.70	\$4,257.49	\$42,355.23	
Community Development/Solid Waste	Filled	Solid Waste Site Att - Landfill	1.0000	Full-time Local 121	Local 121	LH08	7	\$29,700.95	\$519.77	\$2,272.12	\$594.02	\$34,584	\$11,100.00	\$0.00	\$14.28	\$183.00	\$5,049.16	\$49,467.88	
Community Development/Solid Waste	Filled	Solid Waste Site Att - Landfill	0.4500	.4500 Local 121	Local 121	LH08	7	\$13,365.43	\$233.89	\$1,022.46	\$267.31	\$15,563	\$4,995.00	\$0.00	\$6.43	\$82.35	\$2,272.12	\$22,260.55	
Community Development/Solid Waste	Filled	Solid Waste Site Att - Landfill	1.0000	Full-time Local 121	Local 121	LH08	7	\$29,700.95	\$519.77	\$2,272.12	\$594.02	\$34,584	\$11,100.00	\$0.00	\$14.28	\$183.00	\$5,049.16	\$49,467.88	
Community Development/Solid Waste	Filled	Solid Waste Site Att - Landfill	1.0000	Full-time Local 121	Local 121	LH08	7	\$29,700.95	\$519.77	\$2,272.12	\$594.02	\$34,584	\$11,100.00	\$0.00	\$14.28	\$183.00	\$5,049.16	\$49,467.88	
Community Development/Solid Waste	Filled	Solid Waste Site Att - Merrill	1.0000	Full-time Local 120	Local 121	LH08	7	\$31,483.01	\$550.95	\$2,408.45	\$629.66	\$34,584	\$11,100.00	\$0.00	\$1.34	\$183.00	\$5,352.11	\$51,743.11	
Community Development/Solid Waste	Filled	Solid Waste Site Att - Odessa	0.1000	.1000 Local 121	Local 121	LH08	5	\$2,782.67	\$48.70	\$212.87	\$55.65	\$3,458	\$1,110.00	\$0.00	\$1.43	\$18.30	\$473.05	\$4,706.14	
Community Development/Solid Waste	Filled	Solid Waste Site Att - Sprague	0.1000	.1000 Local 121	Local 121	LH08	7	\$2,970.09	\$51.98	\$227.21	\$59.40	\$3,458	\$1,110.00	\$0.00	\$1.43	\$18.30	\$504.92	\$4,946.79	
Community Development/Solid Waste	Filled	Solid Waste Site Att - Tingley	1.0000	Full-time Local 121	Local 121	LH08	7	\$29,700.95	\$519.77	\$2,272.12	\$594.02	\$34,584	\$11,100.00	\$0.00	\$14.28	\$183.00	\$5,049.16	\$49,467.88	
Community Development/Solid Waste	Filled	Solid Waste Site Att On Call	0.4800	Part-time Non-Union	Non-Union	UH09	2	\$11,269.00	\$197.21	\$862.08	\$225.38	\$16,600	\$0.00	\$0.00	\$0.00	\$0.00	\$0.00	\$12,570.27	
Community Development/Solid Waste	Filled	Solid Waste Site Att On Call	0.4800	Part-time Non-Union	Non-Union	UH09	3	\$11,787.23	\$206.28	\$901.72	\$235.74	\$16,600	\$0.00	\$0.00	\$0.00	\$0.00	\$0.00	\$13,147.58	
Community Development/Solid Waste	Filled	Solid Waste Site Att On Call	0.4800	Part-time Non-Union	Non-Union	UH09	3	\$11,787.23	\$206.28	\$901.72	\$235.74	\$16,600	\$0.00	\$0.00	\$0.00	\$0.00	\$0.00	\$13,147.58	
Community Development/Solid Waste	Filled	Solid Waste Site Att On Call	0.4800	Part-time Non-Union	Non-Union	UH09	4	\$11,648.90	\$203.86	\$891.14	\$232.98	\$15,715	\$0.00	\$0.00	\$0.00	\$0.00	\$0.00	\$12,992.59	
Community Development/Solid Waste	Filled	Solid Waste Site Att On Call	0.4800	Part-time Non-Union	Non-Union	UH09	4	\$12,305.47	\$215.35	\$941.37	\$246.11	\$16,600	\$0.00	\$0.00	\$0.00	\$0.00	\$0.00	\$13,724.89	
Community Development/Solid Waste		Overtime						\$65,650.00	\$1,148.88	\$5,022.23	\$1,313.00	\$0.00	\$0.00	\$0.00	\$0.00	\$0.00	\$0.00	\$73,134.10	
			<b>26.5500</b>					<b>\$1,061,366.51</b>	<b>\$18,573.91</b>	<b>\$81,194.54</b>	<b>\$21,227.33</b>	<b>\$917.32</b>	<b>\$270,285.00</b>	<b>\$0.00</b>	<b>\$347.63</b>	<b>\$4,456.05</b>	<b>\$159,276.17</b>	<b>\$1,617,644.47</b>	

THIS PAGE INTENTIONALLY LEFT BLANK

# General Ledger

## Budget Analysis

User: jlink  
 Printed: 03/19/2015 - 6:49PM  
 Fiscal Year: 2016



2013 Actual	2014 Actual	2015 Adopted	2015 Estimated	Account	Description	FTE	2016 Requested	2016 Proposed	2016 Approved	2016 Adopted
4,650.59	7,421.94	10,000.00	0.00	5020	Solid Waste					
				3030	Solid Waste					
				R41	Interest					
				3050-3000-4495	Investments - Interest On	0.00	7,400.00	7,400.00	0.00	0.00
4,650.59	7,421.94	10,000.00	0.00		Interest Totals:	0.00	7,400.00	7,400.00	0.00	0.00
0.00	0.00	0.00	0.00	R70	Interfund Transfers					
				3050-3000-4902	Trans - Equipment Reserve	0.00	0.00	0.00	0.00	0.00
210,000.00	210,000.00	30,000.00	0.00	3050-3000-4933	Trans - Solid Waste	0.00	30,000.00	30,000.00	0.00	0.00
210,000.00	210,000.00	30,000.00	0.00		Interfund Transfers Totals:	0.00	30,000.00	30,000.00	0.00	0.00
1,762,740.37	1,952,004.96	2,171,005.00	0.00	R90	Fund Balances					
				3050-3000-4995	Beginning Fund Balance	0.00	1,546,129.00	1,546,129.00	0.00	0.00
1,762,740.37	1,952,004.96	2,171,005.00	0.00		Fund Balances Totals:	0.00	1,546,129.00	1,546,129.00	0.00	0.00
1,977,390.96	2,169,426.90	2,211,005.00	0.00		REVENUES TOTALS:	0.00	1,583,529.00	1,583,529.00	0.00	0.00
0.00	0.00	0.00	0.00	E20	Material and Services					
				3050-3000-6755	Telephone	0.00	0.00	0.00	0.00	0.00
0.00	0.00	0.00	0.00		Material and Services Totals:	0.00	0.00	0.00	0.00	0.00
5,386.00	0.00	0.00	0.00	E30	Capital Outlay					
				3050-3000-7000	Equipment	0.00	100.00	100.00	0.00	0.00
0.00	0.00	0.00	0.00	3050-3000-7011	Vehicles Other	0.00	0.00	0.00	0.00	0.00
20,000.00	0.00	0.00	0.00	3050-3000-7012	Vehicles Truck	0.00	0.00	0.00	0.00	0.00
0.00	0.00	661,876.00	0.00	3050-3000-7013	Heavy Equipment	0.00	0.00	0.00	0.00	0.00
25,386.00	0.00	661,876.00	0.00		Capital Outlay Totals:	0.00	100.00	100.00	0.00	0.00
0.00	0.00	0.00	0.00	E31	Interdepartmental Charges					
				3050-3000-7090	Capital Outlay - Internal	0.00	0.00	0.00	0.00	0.00

2013 Actual	2014 Actual	2015 Adopted	2015 Estimated	Account	Description	FTE	2016 Requested	2016 Proposed	2016 Approved	2016 Adopted
0.00	0.00	0.00	0.00		Interdepartmental Charges Totals:	0.00	0.00	0.00	0.00	0.00
0.00	0.00	0.00	0.00	E81	Fund Balance & Reserves					
0.00	0.00	1,549,129.00	0.00	3050-3000-9900	Reserve Future Expenditures	0.00	0.00	0.00	0.00	0.00
				3050-3000-9910	Reserve Capital Outlay	0.00	1,583,429.00	1,583,429.00	0.00	0.00
0.00	0.00	1,549,129.00	0.00		Fund Balance & Reserves Totals:	0.00	1,583,429.00	1,583,429.00	0.00	0.00
				E90	Unappropriated Fund Balance					
1,952,004.96	2,169,426.90	0.00	0.00	3050-3000-9990	Unappropriated Fund Balance	0.00	0.00	0.00	0.00	0.00
1,952,004.96	2,169,426.90	0.00	0.00		Unappropriated Fund Balance Total	0.00	0.00	0.00	0.00	0.00
1,977,390.96	2,169,426.90	2,211,005.00	0.00		EXPENDITURES TOTALS:	0.00	1,583,529.00	1,583,529.00	0.00	0.00
1,977,390.96	2,169,426.90	2,211,005.00	0.00		DEPARTMENT REVENUES	0.00	1,583,529.00	1,583,529.00	0.00	0.00
1,977,390.96	2,169,426.90	2,211,005.00	0.00		DEPARTMENT EXPENSES	0.00	1,583,529.00	1,583,529.00	0.00	0.00
0.00	0.00	0.00	0.00		Solid Waste Totals:	0.00	0.00	0.00	0.00	0.00
1,977,390.96	2,169,426.90	2,211,005.00	0.00		FUND REVENUES	0.00	1,583,529.00	1,583,529.00	0.00	0.00
1,977,390.96	2,169,426.90	2,211,005.00	0.00		FUND EXPENSES	0.00	1,583,529.00	1,583,529.00	0.00	0.00
0.00	0.00	0.00	0.00		Solid Waste Totals:	0.00	0.00	0.00	0.00	0.00
1,977,390.96	2,169,426.90	2,211,005.00	0.00		REPORT REVENUES	0.00	1,583,529.00	1,583,529.00	0.00	0.00
1,977,390.96	2,169,426.90	2,211,005.00	0.00		REPORT EXPENSES	0.00	1,583,529.00	1,583,529.00	0.00	0.00
0.00	0.00	0.00	0.00		REPORT TOTALS:	0.00	0.00	0.00	0.00	0.00

# General Ledger

## Budget Analysis

User: jlink  
 Printed: 03/19/2015 - 6:49PM  
 Fiscal Year: 2016



2013 Actual	2014 Actual	2015 Adopted	2015 Estimated	Account	Description	FTE	2016 Requested	2016 Proposed	2016 Approved	2016 Adopted
113,969.89	109,479.76	109,000.00	0.00	5020 3030 R11 3031-3000-4050	Solid Waste Solid Waste Other Taxes Franchise Fees - Solid Waste	0.00	109,000.00	109,000.00	0.00	0.00
113,969.89	109,479.76	109,000.00	0.00		Other Taxes Totals:	0.00	109,000.00	109,000.00	0.00	0.00
535.00	360.00	400.00	0.00	R20 3031-3000-4101	Licenses, Fees and Permits Fees - NSF Check	0.00	400.00	400.00	0.00	0.00
535.00	360.00	400.00	0.00		Licenses, Fees and Permits Totals:	0.00	400.00	400.00	0.00	0.00
3,641,315.97	3,805,521.16	4,000,000.00	0.00	R30 3031-3000-4333	Charges for Service Fees - Solid Waste	0.00	3,900,000.00	3,900,000.00	0.00	0.00
2,543.60	2,225.00	5,000.00	0.00	3031-3000-4333	Fees - E Waste	0.00	5,000.00	5,000.00	0.00	0.00
199,781.05	125,385.02	120,000.00	0.00	3031-3000-4333	Free Dump	0.00	0.00	0.00	0.00	0.00
6,037.15	1,961.00	8,000.00	0.00	3031-3000-4333	Sales - Scrap Metal	0.00	1,000.00	1,000.00	0.00	0.00
3,849,677.77	3,935,092.18	4,133,000.00	0.00		Charges for Service Totals:	0.00	3,906,000.00	3,906,000.00	0.00	0.00
0.00	0.00	0.00	0.00	R31 3031-3000-4398	Interdepartmental Charges Charges for Services - Interna	0.00	150,000.00	150,000.00	0.00	0.00
0.00	0.00	0.00	0.00		Interdepartmental Charges Totals:	0.00	150,000.00	150,000.00	0.00	0.00
59.95	180.00	500.00	0.00	R40 3031-3000-4400	Other Local Revenue Miscellaneous	0.00	500.00	500.00	0.00	0.00
59.95	180.00	500.00	0.00		Other Local Revenue Totals:	0.00	500.00	500.00	0.00	0.00
2,804.86	4,170.31	6,000.00	0.00	R41 3031-3000-4495	Interest Investments - Interest On	0.00	6,000.00	6,000.00	0.00	0.00
2,804.86	4,170.31	6,000.00	0.00		Interest Totals:	0.00	6,000.00	6,000.00	0.00	0.00
				R50	Federal Government					

2013 Actual	2014 Actual	2015 Adopted	2015 Estimated	Account	Description	FTE	2016 Requested	2016 Proposed	2016 Approved	2016 Adopted
0.00	0.00	0.00	0.00	3031-3000-4600	Grants - Federal	0.00	0.00	0.00	0.00	0.00
0.00	0.00	0.00	0.00		Federal Government Totals:	0.00	0.00	0.00	0.00	0.00
21,883.24	0.00	0.00	0.00	R70	Interfund Transfers					
0.00	0.00	0.00	0.00	3031-3000-4933	Trans - Solid Waste	0.00	0.00	0.00	0.00	0.00
				3031-3000-4933	Trans - Reserve	0.00	0.00	0.00	0.00	0.00
21,883.24	0.00	0.00	0.00		Interfund Transfers Totals:	0.00	0.00	0.00	0.00	0.00
1,332,919.54	939,414.44	900,000.00	0.00	R90	Fund Balances					
				3031-3000-4995	Beginning Fund Balance	0.00	1,160,000.00	1,160,000.00	0.00	0.00
1,332,919.54	939,414.44	900,000.00	0.00		Fund Balances Totals:	0.00	1,160,000.00	1,160,000.00	0.00	0.00
5,321,850.25	4,988,696.69	5,148,900.00	0.00		REVENUES TOTALS:	0.00	5,331,900.00	5,331,900.00	0.00	0.00
				E10	Personnel Services					
880,150.00	895,940.53	1,132,032.00	0.00	3031-3000-5000	Salaries and Wages	26.55	936,918.00	936,918.00	0.00	0.00
81,924.92	87,937.64	64,613.00	0.00	3031-3000-5010	Temporary Help	0.00	58,798.00	58,798.00	0.00	0.00
23,913.66	26,314.39	65,650.00	0.00	3031-3000-5011	Overtime	0.00	65,650.00	65,650.00	0.00	0.00
70,582.03	71,277.65	96,566.00	0.00	3031-3000-5110	FICA	0.00	81,195.00	81,195.00	0.00	0.00
731.21	823.32	1,172.00	0.00	3031-3000-5120	Workmans Compensation Tax	0.00	917.00	917.00	0.00	0.00
187,172.52	198,783.86	329,175.00	0.00	3031-3000-5130	Medical Insurance	0.00	270,285.00	270,285.00	0.00	0.00
0.00	0.00	0.00	0.00	3031-3000-5131	VEBA	0.00	0.00	0.00	0.00	0.00
485.64	471.79	636.00	0.00	3031-3000-5133	Life Insurance	0.00	348.00	348.00	0.00	0.00
480.76	467.99	621.00	0.00	3031-3000-5134	Short Term Disability	0.00	4,456.00	4,456.00	0.00	0.00
96,186.47	142,057.90	192,446.00	0.00	3031-3000-5140	Retirement - General	0.00	159,276.00	159,276.00	0.00	0.00
22,623.72	23,359.92	22,090.00	0.00	3031-3000-5156	Unemployment Compensation	0.00	18,574.00	18,574.00	0.00	0.00
31,992.13	33,799.72	25,246.00	0.00	3031-3000-5157	Workmans Compensation	0.00	21,227.00	21,227.00	0.00	0.00
1,396,243.06	1,481,234.71	1,930,247.00	0.00		Personnel Services Totals:	26.55	1,617,644.00	1,617,644.00	0.00	0.00
				E20	Material and Services					
0.00	0.00	0.00	0.00	3031-3000-6002	Promotion PR	0.00	0.00	0.00	0.00	0.00
4,249.84	3,379.62	16,500.00	0.00	3031-3000-6200	Contract Services	0.00	10,000.00	10,000.00	0.00	0.00
0.00	0.00	0.00	0.00	3031-3000-6200	Contract Personnel Services	0.00	40,000.00	40,000.00	0.00	0.00
35,872.25	63,495.91	70,000.00	0.00	3031-3000-6201	Consultant Services	0.00	40,000.00	40,000.00	0.00	0.00
0.00	0.00	1,000.00	0.00	3031-3000-6201	Fees for Service	0.00	500.00	500.00	0.00	0.00
0.00	221.75	0.00	0.00	3031-3000-6203	Legal Notice Publish	0.00	200.00	200.00	0.00	0.00



2013	2014	2015	2015				2016	2016	2016	2016
Actual	Actual	Adopted	Estimated	Account	Description	FTE	Requested	Proposed	Approved	Adopted
1,100.00	1,500.00	1,500.00	0.00	3031-3000-6231	Audit Fees	0.00	1,500.00	1,500.00	0.00	0.00
1,795.00	1,795.00	3,000.00	0.00	3031-3000-6232	Software Support	0.00	2,000.00	2,000.00	0.00	0.00
0.00	0.00	0.00	0.00	3031-3000-6234	Lock Repair & Replace	0.00	200.00	200.00	0.00	0.00
0.00	0.00	0.00	0.00	3031-3000-6252	Closure and Post-Closure Care	0.00	0.00	0.00	0.00	0.00
1,681,044.20	1,710,809.76	1,260,000.00	0.00	3031-3000-6253	Franchised Haul & Distribution	0.00	1,623,120.00	1,623,120.00	0.00	0.00
203,092.10	129,455.86	120,000.00	0.00	3031-3000-6253	Free Dump / Litter	0.00	5,000.00	5,000.00	0.00	0.00
2,800.00	2,800.00	10,000.00	0.00	3031-3000-6254	Litter Patrol	0.00	0.00	0.00	0.00	0.00
21,466.82	22,906.77	50,000.00	0.00	3031-3000-6254	Per Ton Fee	0.00	35,000.00	35,000.00	0.00	0.00
8,415.00	9,350.00	11,500.00	0.00	3031-3000-6255	Tire Recycling Costs	0.00	11,500.00	11,500.00	0.00	0.00
2,501.75	2,282.00	3,000.00	0.00	3031-3000-6310	Dues & Fees	0.00	3,000.00	3,000.00	0.00	0.00
0.00	7,549.00	10,000.00	0.00	3031-3000-6330	Equipment	0.00	10,000.00	10,000.00	0.00	0.00
829.91	0.00	1,500.00	0.00	3031-3000-6331	Office Furniture	0.00	500.00	500.00	0.00	0.00
165,055.87	152,832.53	263,875.00	0.00	3031-3000-6333	Vehicle Fuel	0.00	200,000.00	200,000.00	0.00	0.00
0.00	0.00	0.00	0.00	3031-3000-6339	Interest Expense	0.00	0.00	0.00	0.00	0.00
947.18	0.00	1,000.00	0.00	3031-3000-6404	Special Assessments	0.00	1,000.00	1,000.00	0.00	0.00
0.00	0.00	0.00	0.00	3031-3000-6501	Operating Expenses	0.00	0.00	0.00	0.00	0.00
1,459.84	105.37	0.00	0.00	3031-3000-6517	Refunds	0.00	0.00	0.00	0.00	0.00
3,686.26	4,516.35	5,000.00	0.00	3031-3000-6531	Supplies Equipment Rent	0.00	5,000.00	5,000.00	0.00	0.00
90,822.93	91,504.40	200,100.00	0.00	3031-3000-6535	Equipment Maint & Repair	0.00	160,000.00	160,000.00	0.00	0.00
17,983.92	7,499.56	30,500.00	0.00	3031-3000-6536	Vehicle Maint & Repair	0.00	20,000.00	20,000.00	0.00	0.00
751.31	12,262.72	5,000.00	0.00	3031-3000-6538	Building Maint & Repair	0.00	5,000.00	5,000.00	0.00	0.00
5,146.92	9,253.33	60,000.00	0.00	3031-3000-6539	Grounds Maint & Repair	0.00	15,000.00	15,000.00	0.00	0.00
7,657.30	5,760.25	8,000.00	0.00	3031-3000-6600	Supplies - Office	0.00	3,000.00	3,000.00	0.00	0.00
14,258.54	15,562.34	15,000.00	0.00	3031-3000-6601	Supplies - Other	0.00	16,000.00	16,000.00	0.00	0.00
0.00	195.00	322.00	0.00	3031-3000-6602	Copier Maint & Supplies	0.00	400.00	400.00	0.00	0.00
1,383.34	1,462.82	1,500.00	0.00	3031-3000-6603	Postage	0.00	300.00	300.00	0.00	0.00
0.00	0.00	0.00	0.00	3031-3000-6604	Publications & Periodicals	0.00	0.00	0.00	0.00	0.00
5,186.48	7,174.26	6,000.00	0.00	3031-3000-6621	Uniform Maint & Repair	0.00	7,000.00	7,000.00	0.00	0.00
0.00	0.00	0.00	0.00	3031-3000-6650	Books	0.00	0.00	0.00	0.00	0.00
0.00	150.00	1,000.00	0.00	3031-3000-6701	Mgmt Travel & Training	0.00	1,000.00	1,000.00	0.00	0.00
326.81	881.73	500.00	0.00	3031-3000-6702	Staff Travel & Training	0.00	1,000.00	1,000.00	0.00	0.00
0.00	1,187.37	0.00	0.00	3031-3000-6750	Utilities - Gas	0.00	1,500.00	1,500.00	0.00	0.00
0.00	0.00	1,500.00	0.00	3031-3000-6751	Utilities - Water & Sewer	0.00	0.00	0.00	0.00	0.00

2013 Actual	2014 Actual	2015 Adopted	2015 Estimated	Account	Description	FTE	2016 Requested	2016 Proposed	2016 Approved	2016 Adopted
8,995.50	9,683.10	13,800.00	0.00	3031-3000-6752	Utilities - Electricity	0.00	13,800.00	13,800.00	0.00	0.00
0.00	0.00	0.00	0.00	3031-3000-6754	Oil Recycle Costs	0.00	0.00	0.00	0.00	0.00
5,692.15	7,102.90	6,000.00	0.00	3031-3000-6755E	Waste Costs	0.00	8,000.00	8,000.00	0.00	0.00
7,847.89	8,534.16	10,637.00	0.00	3031-3000-6755	Telephone	0.00	10,000.00	10,000.00	0.00	0.00
2,300,369.11	2,291,213.86	2,187,734.00	0.00		Material and Services Totals:	0.00	2,250,520.00	2,250,520.00	0.00	0.00
				E21	Interdepartmental Charges					
41,928.00	116,211.00	84,976.00	0.00	3031-3000-6990	Internal Services	0.00	77,262.00	77,262.00	0.00	0.00
3,570.00	7,514.00	5,522.00	0.00	3031-3000-6991	Facility Services	0.00	5,456.00	5,456.00	0.00	0.00
0.00	2,794.00	7,101.00	0.00	3031-3000-6992	Steering Comm Hardware Chg	0.00	6,494.00	6,494.00	0.00	0.00
0.00	2,611.00	2,079.00	0.00	3031-3000-6993	Steering Comm User Chg	0.00	2,375.00	2,375.00	0.00	0.00
14,579.00	15,086.00	14,837.00	0.00	3031-3000-6994	Risk Management	0.00	16,150.00	16,150.00	0.00	0.00
23,748.00	28,249.00	27,783.00	0.00	3031-3000-6995	Insurance Liability	0.00	31,752.00	31,752.00	0.00	0.00
0.00	0.00	0.00	0.00	3031-3000-6997	Insurance Work Comp	0.00	0.00	0.00	0.00	0.00
135,234.00	0.00	0.00	0.00	3031-3000-6998	Intradepartmental Admin Chgs	0.00	0.00	0.00	0.00	0.00
1,509.64	2,254.34	5,300.00	0.00	3031-3000-6998	Weed Control - Internal	0.00	5,300.00	5,300.00	0.00	0.00
0.00	0.00	0.00	0.00	3031-3000-6998	Fees - Internal	0.00	1,000.00	1,000.00	0.00	0.00
0.00	0.00	0.00	0.00	3031-3000-6999	Contract Services - Internal	0.00	10,000.00	10,000.00	0.00	0.00
0.00	0.00	0.00	0.00	3031-3000-6999	Office Supplies - Internal	0.00	5,000.00	5,000.00	0.00	0.00
0.00	0.00	0.00	0.00	3031-3000-6999	Postage - Internal	0.00	1,500.00	1,500.00	0.00	0.00
0.00	0.00	0.00	0.00	3031-3000-6999	Tech Supplies - Internal	0.00	500.00	500.00	0.00	0.00
0.00	0.00	0.00	0.00	3031-3000-6999	Solid Waste Fees - Internal	0.00	115,000.00	115,000.00	0.00	0.00
220,568.64	174,719.34	147,598.00	0.00		Interdepartmental Charges Totals:	0.00	277,789.00	277,789.00	0.00	0.00
				E30	Capital Outlay					
0.00	0.00	0.00	0.00	3031-3000-7000	Equipment	0.00	0.00	0.00	0.00	0.00
0.00	0.00	0.00	0.00	3031-3000-7002	Office Furniture	0.00	0.00	0.00	0.00	0.00
0.00	0.00	0.00	0.00	3031-3000-7003	Computer Equipment	0.00	0.00	0.00	0.00	0.00
0.00	0.00	0.00	0.00	3031-3000-7021	Grounds Improvement	0.00	0.00	0.00	0.00	0.00
0.00	0.00	0.00	0.00		Capital Outlay Totals:	0.00	0.00	0.00	0.00	0.00
				E70	Interfund Transfers					
0.00	0.00	0.00	0.00	3031-3000-9001	Trans - General Non Dept	0.00	0.00	0.00	0.00	0.00
210,000.00	210,000.00	30,000.00	0.00	3031-3000-9003	Trans - Equipment Reserve	0.00	30,000.00	30,000.00	0.00	0.00
0.00	0.00	0.00	0.00	3031-3000-9303	Trans - Landfill Site Reserve	0.00	0.00	0.00	0.00	0.00

2013 Actual	2014 Actual	2015 Adopted	2015 Estimated	Account	Description	FTE	2016 Requested	2016 Proposed	2016 Approved	2016 Adopted
255,255.00	0.00	0.00	0.00	3031-3000-9601	Trans - CDD	0.00	0.00	0.00	0.00	0.00
465,255.00	210,000.00	30,000.00	0.00		Interfund Transfers Totals:	0.00	30,000.00	30,000.00	0.00	0.00
0.00	0.00	853,321.00	0.00	E80	Contingencies	0.00	700,000.00	700,000.00	0.00	0.00
				3031-3000-9800	Operating Contingency	0.00				
0.00	0.00	853,321.00	0.00		Contingencies Totals:	0.00	700,000.00	700,000.00	0.00	0.00
0.00	0.00	0.00	0.00	E90	Unappropriated Fund Balance	0.00	455,947.00	455,947.00	0.00	0.00
939,414.44	831,528.78	0.00	0.00	3031-3000-9900	Reserve Future Expenditures	0.00	0.00	0.00	0.00	0.00
				3031-3000-9990	Unappropriated Fund Balance	0.00				
939,414.44	831,528.78	0.00	0.00		Unappropriated Fund Balance Total	0.00	455,947.00	455,947.00	0.00	0.00
5,321,850.25	4,988,696.69	5,148,900.00	0.00		EXPENDITURES TOTALS:	26.55	5,331,900.00	5,331,900.00	0.00	0.00
5,321,850.25	4,988,696.69	5,148,900.00	0.00		DEPARTMENT REVENUES	0.00	5,331,900.00	5,331,900.00	0.00	0.00
5,321,850.25	4,988,696.69	5,148,900.00	0.00		DEPARTMENT EXPENSES	26.55	5,331,900.00	5,331,900.00	0.00	0.00
0.00	0.00	0.00	0.00		Solid Waste Totals:	(26.55)	0.00	0.00	0.00	0.00
5,321,850.25	4,988,696.69	5,148,900.00	0.00		FUND REVENUES	0.00	5,331,900.00	5,331,900.00	0.00	0.00
5,321,850.25	4,988,696.69	5,148,900.00	0.00		FUND EXPENSES	26.55	5,331,900.00	5,331,900.00	0.00	0.00
0.00	0.00	0.00	0.00		Solid Waste Totals:	(26.55)	0.00	0.00	0.00	0.00
5,321,850.25	4,988,696.69	5,148,900.00	0.00		REPORT REVENUES	0.00	5,331,900.00	5,331,900.00	0.00	0.00
5,321,850.25	4,988,696.69	5,148,900.00	0.00		REPORT EXPENSES	26.55	5,331,900.00	5,331,900.00	0.00	0.00
0.00	0.00	0.00	0.00		REPORT TOTALS:	(26.55)	0.00	0.00	0.00	0.00

THIS PAGE INTENTIONALLY LEFT BLANK

# General Ledger

## Budget Analysis

User: jlink  
 Printed: 03/19/2015 - 6:49PM  
 Fiscal Year: 2016



2013 Actual	2014 Actual	2015 Adopted	2015 Estimated	Account	Description	FTE	2016 Requested	2016 Proposed	2016 Approved	2016 Adopted
0.00	0.00	0.00	0.00	5021 3030 R11 3031-3000-4050	Recycling Solid Waste Other Taxes Franchise Fees - Solid Waste	0.00	0.00	0.00	0.00	0.00
0.00	0.00	0.00	0.00		Other Taxes Totals:	0.00	0.00	0.00	0.00	0.00
0.00	0.00	0.00	0.00	R30 3031-3000-4333	Charges for Service Fees - E Waste	0.00	0.00	0.00	0.00	0.00
0.00	0.00	0.00	0.00	3031-3000-4333	Sales - Scrap Metal	0.00	0.00	0.00	0.00	0.00
0.00	0.00	0.00	0.00		Charges for Service Totals:	0.00	0.00	0.00	0.00	0.00
0.00	0.00	0.00	0.00	R41 3031-3000-4495	Interest Investments - Interest On	0.00	0.00	0.00	0.00	0.00
0.00	0.00	0.00	0.00		Interest Totals:	0.00	0.00	0.00	0.00	0.00
0.00	0.00	0.00	0.00	R61 3031-3000-4881	Interdepartmental Charges Interfund Loan Proceeds	0.00	0.00	0.00	0.00	0.00
0.00	0.00	0.00	0.00		Interdepartmental Charges Totals:	0.00	0.00	0.00	0.00	0.00
21,883.24	0.00	0.00	0.00	R90 3031-3000-4995	Fund Balances Beginning Fund Balance	0.00	0.00	0.00	0.00	0.00
21,883.24	0.00	0.00	0.00		Fund Balances Totals:	0.00	0.00	0.00	0.00	0.00
21,883.24	0.00	0.00	0.00		REVENUES TOTALS:	0.00	0.00	0.00	0.00	0.00
0.00	0.00	0.00	0.00	E10 3031-3000-5000	Personnel Services Salaries and Wages	0.00	0.00	0.00	0.00	0.00
0.00	0.00	0.00	0.00	3031-3000-5011	Overtime	0.00	0.00	0.00	0.00	0.00
0.00	0.00	0.00	0.00	3031-3000-5110	FICA	0.00	0.00	0.00	0.00	0.00
0.00	0.00	0.00	0.00	3031-3000-5120	Workmans Compensation Tax	0.00	0.00	0.00	0.00	0.00

2013 Actual	2014 Actual	2015 Adopted	2015 Estimated	Account	Description	FTE	2016 Requested	2016 Proposed	2016 Approved	2016 Adopted
0.00	0.00	0.00	0.00	3031-3000-5130	Medical Insurance	0.00	0.00	0.00	0.00	0.00
0.00	0.00	0.00	0.00	3031-3000-5133	Life Insurance	0.00	0.00	0.00	0.00	0.00
0.00	0.00	0.00	0.00	3031-3000-5134	Short Term Disability	0.00	0.00	0.00	0.00	0.00
0.00	0.00	0.00	0.00	3031-3000-5140	Retirement - General	0.00	0.00	0.00	0.00	0.00
0.00	0.00	0.00	0.00	3031-3000-5156	Unemployment Compensation	0.00	0.00	0.00	0.00	0.00
0.00	0.00	0.00	0.00	3031-3000-5157	Workmans Compensation	0.00	0.00	0.00	0.00	0.00
0.00	0.00	0.00	0.00		Personnel Services Totals:	0.00	0.00	0.00	0.00	0.00
				E20	Material and Services					
0.00	0.00	0.00	0.00	3031-3000-6002	Promotion PR	0.00	0.00	0.00	0.00	0.00
0.00	0.00	0.00	0.00	3031-3000-6201	Consultant Services	0.00	0.00	0.00	0.00	0.00
0.00	0.00	0.00	0.00	3031-3000-6253	Franchised Haul & Distribution	0.00	0.00	0.00	0.00	0.00
0.00	0.00	0.00	0.00	3031-3000-6255	Tire Recycling Costs	0.00	0.00	0.00	0.00	0.00
0.00	0.00	0.00	0.00	3031-3000-6333	Vehicle Fuel	0.00	0.00	0.00	0.00	0.00
0.00	0.00	0.00	0.00	3031-3000-6339	Interest Expense	0.00	0.00	0.00	0.00	0.00
0.00	0.00	0.00	0.00	3031-3000-6501	Operating Expenses	0.00	0.00	0.00	0.00	0.00
0.00	0.00	0.00	0.00	3031-3000-6536	Vehicle Maint & Repair	0.00	0.00	0.00	0.00	0.00
0.00	0.00	0.00	0.00	3031-3000-6539	Grounds Maint & Repair	0.00	0.00	0.00	0.00	0.00
0.00	0.00	0.00	0.00	3031-3000-6601	Supplies - Other	0.00	0.00	0.00	0.00	0.00
0.00	0.00	0.00	0.00	3031-3000-6635	Bindery Expenses	0.00	0.00	0.00	0.00	0.00
0.00	0.00	0.00	0.00	3031-3000-6701	Mgmt Travel & Training	0.00	0.00	0.00	0.00	0.00
0.00	0.00	0.00	0.00	3031-3000-6702	Staff Travel & Training	0.00	0.00	0.00	0.00	0.00
0.00	0.00	0.00	0.00	3031-3000-6754	Oil Recycle Costs	0.00	0.00	0.00	0.00	0.00
0.00	0.00	0.00	0.00	3031-3000-6755	E Waste Costs	0.00	0.00	0.00	0.00	0.00
0.00	0.00	0.00	0.00		Material and Services Totals:	0.00	0.00	0.00	0.00	0.00
				E21	Interdepartmental Charges					
0.00	0.00	0.00	0.00	3031-3000-6998	Intradepartmental Admin Chgs	0.00	0.00	0.00	0.00	0.00
0.00	0.00	0.00	0.00		Interdepartmental Charges Totals:	0.00	0.00	0.00	0.00	0.00
				E30	Capital Outlay					
0.00	0.00	0.00	0.00	3031-3000-7000	Equipment	0.00	0.00	0.00	0.00	0.00
0.00	0.00	0.00	0.00	3031-3000-7021	Grounds Improvement	0.00	0.00	0.00	0.00	0.00
0.00	0.00	0.00	0.00		Capital Outlay Totals:	0.00	0.00	0.00	0.00	0.00

2013 Actual	2014 Actual	2015 Adopted	2015 Estimated	Account	Description	FTE	2016 Requested	2016 Proposed	2016 Approved	2016 Adopted
0.00	0.00	0.00	0.00	E41	Interdepartmental Charges					
				3031-3000-8801	Interfund Loan Principal	0.00	0.00	0.00	0.00	0.00
0.00	0.00	0.00	0.00	3031-3000-8802	Interfund Loan Interest	0.00	0.00	0.00	0.00	0.00
0.00	0.00	0.00	0.00		Interdepartmental Charges Totals:	0.00	0.00	0.00	0.00	0.00
				E70	Interfund Transfers					
0.00	0.00	0.00	0.00	3031-3000-9001	Trans - General Non Dept	0.00	0.00	0.00	0.00	0.00
0.00	0.00	0.00	0.00	3031-3000-9003	Trans - Equipment Reserve	0.00	0.00	0.00	0.00	0.00
21,883.24	0.00	0.00	0.00	3031-3000-9303	Trans - Solid Waste Operating	0.00	0.00	0.00	0.00	0.00
21,883.24	0.00	0.00	0.00		Interfund Transfers Totals:	0.00	0.00	0.00	0.00	0.00
				E80	Contingencies					
0.00	0.00	0.00	0.00	3031-3000-9800	Operating Contingency	0.00	0.00	0.00	0.00	0.00
0.00	0.00	0.00	0.00		Contingencies Totals:	0.00	0.00	0.00	0.00	0.00
				E90	Unappropriated Fund Balance					
0.00	0.00	0.00	0.00	3031-3000-9990	Unappropriated Fund Balance	0.00	0.00	0.00	0.00	0.00
0.00	0.00	0.00	0.00		Unappropriated Fund Balance Total	0.00	0.00	0.00	0.00	0.00
21,883.24	0.00	0.00	0.00		EXPENDITURES TOTALS:	0.00	0.00	0.00	0.00	0.00
21,883.24	0.00	0.00	0.00		DEPARTMENT REVENUES	0.00	0.00	0.00	0.00	0.00
21,883.24	0.00	0.00	0.00		DEPARTMENT EXPENSES	0.00	0.00	0.00	0.00	0.00
0.00	0.00	0.00	0.00		Solid Waste Totals:	0.00	0.00	0.00	0.00	0.00
21,883.24	0.00	0.00	0.00		FUND REVENUES	0.00	0.00	0.00	0.00	0.00
21,883.24	0.00	0.00	0.00		FUND EXPENSES	0.00	0.00	0.00	0.00	0.00
0.00	0.00	0.00	0.00		Recycling Totals:	0.00	0.00	0.00	0.00	0.00

2013 Actual	2014 Actual	2015 Adopted	2015 Estimated	Account	Description	FTE	2016 Requested	2016 Proposed	2016 Approved	2016 Adopted
21,883.24	0.00	0.00	0.00		REPORT REVENUES	0.00	0.00	0.00	0.00	0.00
21,883.24	0.00	0.00	0.00		REPORT EXPENSES	0.00	0.00	0.00	0.00	0.00
0.00	0.00	0.00	0.00		REPORT TOTALS:	0.00	0.00	0.00	0.00	0.00



# General Ledger

## Budget Analysis

User: jlink  
 Printed: 03/19/2015 - 6:49PM  
 Fiscal Year: 2016



2013 Actual	2014 Actual	2015 Adopted	2015 Estimated	Account	Description	FTE	2016 Requested	2016 Proposed	2016 Approved	2016 Adopted
14,960.66	20,974.99	31,500.00	0.00	5020 3030 R41 3032-3000-4495	Solid Waste Solid Waste Interest Investments - Interest On	0.00	20,000.00	20,000.00	0.00	0.00
14,960.66	20,974.99	31,500.00	0.00		Interest Totals:	0.00	20,000.00	20,000.00	0.00	0.00
0.00	0.00	0.00	0.00	R70 3032-3000-4933	Interfund Transfers Trans - Solid Waste	0.00	0.00	0.00	0.00	0.00
5,412,393.50	0.00	0.00	0.00	3032-3000-4933	Trans - Reserve	0.00	0.00	0.00	0.00	0.00
5,412,393.50	0.00	0.00	0.00		Interfund Transfers Totals:	0.00	0.00	0.00	0.00	0.00
0.00	5,427,354.16	5,457,350.00	0.00	R90 3032-3000-4995	Fund Balances Beginning Fund Balance	0.00	5,478,329.00	5,478,329.00	0.00	0.00
0.00	5,427,354.16	5,457,350.00	0.00		Fund Balances Totals:	0.00	5,478,329.00	5,478,329.00	0.00	0.00
5,427,354.16	5,448,329.15	5,488,850.00	0.00		REVENUES TOTALS:	0.00	5,498,329.00	5,498,329.00	0.00	0.00
0.00	0.00	0.00	0.00	E20 3032-3000-6252	Material and Services Closure and Post-Closure Care	0.00	0.00	0.00	0.00	0.00
0.00	0.00	0.00	0.00		Material and Services Totals:	0.00	0.00	0.00	0.00	0.00
0.00	0.00	5,488,850.00	0.00	E81 3032-3000-9900	Fund Balance & Reserves Reserve Future Expenditures	0.00	5,498,329.00	5,498,329.00	0.00	0.00
0.00	0.00	5,488,850.00	0.00		Fund Balance & Reserves Totals:	0.00	5,498,329.00	5,498,329.00	0.00	0.00
5,427,354.16	5,448,329.15	0.00	0.00	E90 3032-3000-9990	Unappropriated Fund Balance Unappropriated Fund Balance	0.00	0.00	0.00	0.00	0.00
5,427,354.16	5,448,329.15	0.00	0.00		Unappropriated Fund Balance Total	0.00	0.00	0.00	0.00	0.00
5,427,354.16	5,448,329.15	5,488,850.00	0.00		EXPENDITURES TOTALS:	0.00	5,498,329.00	5,498,329.00	0.00	0.00

2013 Actual	2014 Actual	2015 Adopted	2015 Estimated	Account	Description	FTE	2016 Requested	2016 Proposed	2016 Approved	2016 Adopted
5,427,354.16	5,448,329.15	5,488,850.00	0.00		DEPARTMENT REVENUES	0.00	5,498,329.00	5,498,329.00	0.00	0.00
5,427,354.16	5,448,329.15	5,488,850.00	0.00		DEPARTMENT EXPENSES	0.00	5,498,329.00	5,498,329.00	0.00	0.00
0.00	0.00	0.00	0.00		Solid Waste Totals:	0.00	0.00	0.00	0.00	0.00
5,427,354.16	5,448,329.15	5,488,850.00	0.00		FUND REVENUES	0.00	5,498,329.00	5,498,329.00	0.00	0.00
5,427,354.16	5,448,329.15	5,488,850.00	0.00		FUND EXPENSES	0.00	5,498,329.00	5,498,329.00	0.00	0.00
0.00	0.00	0.00	0.00		Solid Waste Totals:	0.00	0.00	0.00	0.00	0.00
5,427,354.16	5,448,329.15	5,488,850.00	0.00		REPORT REVENUES	0.00	5,498,329.00	5,498,329.00	0.00	0.00
5,427,354.16	5,448,329.15	5,488,850.00	0.00		REPORT EXPENSES	0.00	5,498,329.00	5,498,329.00	0.00	0.00
0.00	0.00	0.00	0.00		REPORT TOTALS:	0.00	0.00	0.00	0.00	0.00

# General Ledger

## Budget Analysis

User: jlink  
 Printed: 03/19/2015 - 6:52PM  
 Fiscal Year: 2016



2013 Actual	2014 Actual	2015 Adopted	2015 Estimated	Account	Description	FTE	2016 Requested	2016 Proposed	2016 Approved	2016 Adopted
0.00	0.00	0.00	0.00	5022	Landfill Site Reserves					
				3030	Solid Waste					
				R41	Interest					
0.00	0.00	0.00	0.00	3032-3000-4495	Investments - Interest On	0.00	0.00	0.00	0.00	0.00
0.00	0.00	0.00	0.00		Interest Totals:	0.00	0.00	0.00	0.00	0.00
				R70	Interfund Transfers					
0.00	0.00	0.00	0.00	3032-3000-4933	Trans - Solid Waste	0.00	0.00	0.00	0.00	0.00
0.00	0.00	0.00	0.00		Interfund Transfers Totals:	0.00	0.00	0.00	0.00	0.00
				R90	Fund Balances					
5,412,393.50	0.00	0.00	0.00	3032-3000-4995	Beginning Fund Balance	0.00	0.00	0.00	0.00	0.00
5,412,393.50	0.00	0.00	0.00		Fund Balances Totals:	0.00	0.00	0.00	0.00	0.00
5,412,393.50	0.00	0.00	0.00		REVENUES TOTALS:	0.00	0.00	0.00	0.00	0.00
				E10	Personnel Services					
0.00	0.00	0.00	0.00	3032-3000-5000	Salaries and Wages	0.00	0.00	0.00	0.00	0.00
0.00	0.00	0.00	0.00	3032-3000-5120	Workmans Compensation Tax	0.00	0.00	0.00	0.00	0.00
0.00	0.00	0.00	0.00	3032-3000-5157	Workmans Compensation	0.00	0.00	0.00	0.00	0.00
0.00	0.00	0.00	0.00		Personnel Services Totals:	0.00	0.00	0.00	0.00	0.00
				E20	Material and Services					
0.00	0.00	0.00	0.00	3032-3000-6252	Closure and Post-Closure Care	0.00	0.00	0.00	0.00	0.00
0.00	0.00	0.00	0.00		Material and Services Totals:	0.00	0.00	0.00	0.00	0.00
				E30	Capital Outlay					
0.00	0.00	0.00	0.00	3032-3000-7021	Grounds Improvement	0.00	0.00	0.00	0.00	0.00
0.00	0.00	0.00	0.00		Capital Outlay Totals:	0.00	0.00	0.00	0.00	0.00
				E70	Interfund Transfers					

2013 Actual	2014 Actual	2015 Adopted	2015 Estimated	Account	Description	FTE	2016 Requested	2016 Proposed	2016 Approved	2016 Adopted
5,412,393.50	0.00	0.00	0.00	3032-3000-9303	Trans - Landfill Site Reserve	0.00	0.00	0.00	0.00	0.00
5,412,393.50	0.00	0.00	0.00		Interfund Transfers Totals:	0.00	0.00	0.00	0.00	0.00
0.00	0.00	0.00	0.00	E80	Contingencies					
				3032-3000-9800	Operating Contingency	0.00	0.00	0.00	0.00	0.00
0.00	0.00	0.00	0.00		Contingencies Totals:	0.00	0.00	0.00	0.00	0.00
0.00	0.00	0.00	0.00	E81	Fund Balance & Reserves					
				3032-3000-9900	Reserve Future Expenditures	0.00	0.00	0.00	0.00	0.00
0.00	0.00	0.00	0.00		Fund Balance & Reserves Totals:	0.00	0.00	0.00	0.00	0.00
0.00	0.00	0.00	0.00	E90	Unappropriated Fund Balance					
				3032-3000-9990	Unappropriated Fund Balance	0.00	0.00	0.00	0.00	0.00
0.00	0.00	0.00	0.00		Unappropriated Fund Balance Total	0.00	0.00	0.00	0.00	0.00
5,412,393.50	0.00	0.00	0.00		EXPENDITURES TOTALS:	0.00	0.00	0.00	0.00	0.00
5,412,393.50	0.00	0.00	0.00		DEPARTMENT REVENUES	0.00	0.00	0.00	0.00	0.00
5,412,393.50	0.00	0.00	0.00		DEPARTMENT EXPENSES	0.00	0.00	0.00	0.00	0.00
0.00	0.00	0.00	0.00		Solid Waste Totals:	0.00	0.00	0.00	0.00	0.00
5,412,393.50	0.00	0.00	0.00		FUND REVENUES	0.00	0.00	0.00	0.00	0.00
5,412,393.50	0.00	0.00	0.00		FUND EXPENSES	0.00	0.00	0.00	0.00	0.00
0.00	0.00	0.00	0.00		Landfill Site Reserves Totals:	0.00	0.00	0.00	0.00	0.00

2013 Actual	2014 Actual	2015 Adopted	2015 Estimated	Account	Description	FTE	2016 Requested	2016 Proposed	2016 Approved	2016 Adopted
5,412,393.50	0.00	0.00	0.00		REPORT REVENUES	0.00	0.00	0.00	0.00	0.00
5,412,393.50	0.00	0.00	0.00		REPORT EXPENSES	0.00	0.00	0.00	0.00	0.00
0.00	0.00	0.00	0.00		REPORT TOTALS:	0.00	0.00	0.00	0.00	0.00

THIS PAGE INTENTIONALLY LEFT BLANK