

**Print**

**Klamath County COVID-19 Emergency Response Grant - Submission #1229**

---


**Date Submitted: 7/30/2020**

**I have read the Grant Guidelines Posted on Klamath County's Website**

**Yes/No\***

Yes 

**Grant Cycle\***

COVID-19 Emergency Response 

**Entity Name\***


Klamath County Museum 

**Amount Requested\***

25000 

Max to request is \$25,000

**For-Profit/Non-Profit\***

Non-Profit 

**Entity Federal Tax ID Number**

93-6002301 

DO NOT enter SSN.

**Address\***

1415 Main Street 


**City\***

Klamath Falls 

**State\***

Oregon 

**Zip Code\***

97601 

**Project Title\***

Klamath County Museum Entrance Plaza 

**Grant Contact Name\***

Todd Kepple 

**Email Address\***

museum@klamathcounty.org

**Phone Number\***

541-882-1000

**Fax Number**

**Project(250 words or less)\***

The Klamath County Museum seeks grant funding to develop outdoor interpretive facilities as part of a sidewalk replacement project at the main Museum at 1451 Main Street.

The Museum is seeking to raise \$35,000 grant funds and donations to install a design element in the main sidewalk area and interpretive plaques that can be viewed by anyone who visits the museum at any time, regardless of whether the museum is open.

The main design element would consist of a rock inlay ribbon that will be a stylized representation of the Klamath River as it would appear from an aerial view over the Klamath Falls area.

The inlay would portray a stretch of the river from the south end of Lower Klamath Lake to the Klamath Strait several miles south of Klamath Falls.

Interpretive plaques set in the sidewalk would call out points of interest along the river, such as the Shippington district, the Eulalona Indian village site, the falls on Link River, the lumber mill district around Lake Ewauna, the Lost River Diversion Channel, and Teeter’s Landing.

The Museum also seeks to install seat walls that can be used by after-hours visitors or by groups visiting the Museum. In addition to providing seating space, the seat walls would have planter space so that they would also serve as landscaping elements.

The overall effect would be to take what is open space and create an inviting plaza in front of the Museum’s main entrance.

Please describe your project and how you will utilize the grant funding

**Need of Funds(250 words or less)\***

The Museum has raised most of the funds needed for basic sidewalk replacement in front of the main Museum building. The cost of sidewalk replacement is estimated at \$77,000.

The proposed outdoor interpretive facilities would cost an estimated \$35,000. The Museum had planned to seek grant funding from the Oregon Community Foundation to cover much of the additional cost. However, OCF has diverted its community grant funding this year to COVID relief. As a result, the Museum will likely have to delay the interpretive element, or proceed with sidewalk replacement without the interpretive element.

The outdoor interpretive facilities would improve the Museum’s ability to attract tourists and keep them in town longer, especially on those occasions when tourists arrive at the Museum during closed hours.

Please explain the need of funds in detail. Please be sure to highlight one of the listed requirements (Generating Lodging Tax Revenues, Preserving Business, Protecting Jobs)

**Long-Term(250 words or less)\***

The sidewalk replacement and interpretive facilities will be major improvements to the appearance, safety and interest of the Klamath County Museum as a tourism attraction in Klamath Falls.

The County Museum is typically rated as the No. 1 destination on Trip Advisor’s list of “Things To Do” in Klamath Falls. This project will help the Museum become an even stronger asset for local tourism.

The Klamath County Museum is housed in the 1935 Klamath Armory building. Much of the off-street sidewalk on the Museum grounds is several decades old, and in bad condition. Museum staff has used a grinder to smooth cracks and tripping hazards resulting from settling of the soil beneath the sidewalk. It appears that no base was laid before the original sidewalks were poured.

The Museum is prepared to pay for basic sidewalk replacement, but needs additional support to pay for the interpretive additions that fall outside routine maintenance of the property.

The stylized outline of the Klamath River and the bench wall seating will facilitate introductions that are routinely given to school groups and other organizations visiting the Museum.

What are the long term implications of receiving grant funds.

**Measurable(250 words or less)\***

The front sidewalk and interpretive space will be monitored by Museum staff during regular business hours. Museum staff will tally people observed reading interpretive panels or studying the river outline.

Museum staff is often available to observe people visiting outdoor displays during closed hours, and those numbers can be tallied as well.

Please explain how you plan to measure the success of your project in both the short term and the long term

**Impact(250 words or less)**

The Klamath County Museum receives an average of 6,000 visitors per year. Visitor numbers generally fall into three categories: 1, Local families. 2, Visitors and tourists. 3, School and organization groups.

The interpretive aspects of the Museum entrance plaza will potentially serve more than 2,000 tourists annually for many years to come.

Improving the visitor experience at the Klamath County Museum will increase the likelihood that tourists will lengthen their stay in Klamath Falls, leading to increased museum stays and restaurant business.

In what ways does this project address a need in the tourism industry and show potential to generate more/additional Lodging Tax Revenues

---

**Required Supporting Documents\***

Museum attachments - COVID grant app 7-30-2020.pdf

\*\*\*Proof of Federal Tax ID (if one is issued, do NOT upload docs for SSN)\*\*\*Entity's W-9 form (omit SSN)\*\*\*Grant Budget\*\*\*Insurance Documentation\*\*\*You MUST upload all documents in one (1) pdf document.

**Insurance Requirements**

Insurance Accord 25-S with County required minimums, Klamath County as additional insured, additional insured endorsement, proof of workers comp and auto coverage (if needed). If no employees or autos will be used for grant fulfillment, a document on letterhead stating no employees or autos will be used for grant fulfillment must be submitted.

**Electronic Signature Agreement\***

By checking the "I agree" box below, you agree and acknowledge that 1) your application will not be signed in the sense of a traditional paper document, 2) by signing in this alternate manner, you authorize your electronic signature to be valid and binding upon you to the same force and effect as a handwritten signature, and 3) you may still be required to provide a traditional signature at a later date.

I agree.

**Electronic Signature\***

Todd Kepple

**Date/Time\***

7/30/2020

5:15 PM