

RACE BY PRECINCT

Klamath County, Oregon
General Election
November 4, 2008

RUN DATE:11/17/08 10:50 AM

REPORT-EL52 PAGE 0001

01 = REGISTERED VOTERS - TOTAL
02 = BALLOTS CAST - TOTAL

TOTAL PERCENT
35,745
29,647

03 = VOTER TURNOUT - TOTAL

TOTAL PERCENT
82.94

	01	02	03
0001 1	1460	1229	84.18
0002 2	111	89	80.18
0003 3	937	797	85.06
0004 4	1022	856	83.76
0005 5	284	208	73.24
0006 6	172	145	84.30
0007 7	2434	2111	86.73
0008 8	609	522	85.71
0009 9	629	526	83.62
0010 10	286	254	88.81
0011 11	1438	1197	83.24
0012 12	759	682	89.86
0013 13	2421	2112	87.24
0014 14	176	143	81.25
0015 15	932	811	87.02
0016 16	225	184	81.78
0017 17	358	283	79.05
0018 18	1128	959	85.02
0019 19	290	193	66.55
0020 20	981	748	76.25
0021 21	2113	1782	84.34
0022 22	656	480	73.17
0023 23	2089	1660	79.46
0024 24	605	490	80.99
0025 25	1052	870	82.70
0026 26	1243	1068	85.92
0027 27	1623	1395	85.95
0028 28	303	263	86.80
0029 29	905	808	89.28
0030 30	1139	968	84.99
0031 31	1111	979	88.12
0032 32	296	265	89.53
0033 33	649	523	80.59
0034 34	553	444	80.29
0035 35	362	262	72.38
0036 36	744	499	67.07
0037 37	918	773	84.20
0038 38	629	472	75.04
0039 39	114	83	72.81
0040 40	729	523	71.74
0041 41	892	723	81.05
0042 42	368	268	72.83

RACE BY PRECINCT

Klamath County, Oregon
General Election
November 4, 2008

RUN DATE:11/17/08 10:50 AM

REPORT-EL52 PAGE 0002

United States President and VP

Vote for 1

- 01 = Ralph Nader (PCE)
- 02 = Cynthia McKinney (PGP)
- 03 = John McCain (REP)
- 04 = Bob Barr (LIB)
- 05 = Chuck Baldwin (CON)

VOTES PERCENT

VOTES PERCENT

300 1.02
 68 .23
 19,113 65.01
 174 .59
 178 .61

06 = Barack Obama (DEM) 9,370 31.87
 07 = WRITE-IN 196 .67
 08 = OVER VOTES 32
 09 = UNDER VOTES 216

	01	02	03	04	05	06	07	08	09
0001 1	13	0	690	8	8	481	15	0	14
0002 2	2	0	49	0	1	34	2	1	0
0003 3	9	2	427	1	6	341	6	0	5
0004 4	14	5	527	9	11	273	7	0	10
0005 5	4	2	86	2	2	106	1	0	5
0006 6	3	0	98	1	0	41	0	0	2
0007 7	15	3	1412	18	8	636	10	0	9
0008 8	8	0	326	2	7	172	1	0	6
0009 9	9	2	412	3	4	92	1	0	3
0010 10	1	0	151	1	2	98	0	0	1
0011 11	8	3	834	10	9	307	12	2	12
0012 12	6	0	506	5	1	158	2	1	3
0013 13	21	4	1648	8	17	387	5	0	22
0014 14	1	0	109	1	0	31	0	0	1
0015 15	6	3	678	1	7	113	2	0	1
0016 16	1	1	118	2	4	58	0	0	0
0017 17	2	0	195	2	0	79	2	1	2
0018 18	7	2	701	4	7	227	3	1	7
0019 19	2	1	100	2	2	84	0	0	2
0020 20	11	2	472	5	2	244	2	4	6
0021 21	13	6	1171	8	3	561	7	4	9
0022 22	2	1	298	1	7	165	4	1	1
0023 23	15	4	1071	6	8	531	15	1	9
0024 24	4	0	326	2	4	140	7	0	7
0025 25	11	3	562	4	6	268	6	0	10
0026 26	11	2	760	4	3	274	5	2	7
0027 27	18	4	958	5	6	388	7	0	9
0028 28	1	0	180	0	1	72	5	0	4
0029 29	6	1	584	1	3	205	6	1	1
0030 30	16	2	553	8	10	361	7	1	10
0031 31	10	1	547	10	1	400	4	3	3
0032 32	2	0	146	4	1	108	2	0	2
0033 33	5	0	239	7	3	260	4	1	4
0034 34	7	1	268	3	3	152	6	0	4
0035 35	2	0	141	5	2	103	4	2	3
0036 36	9	5	251	5	5	208	9	1	6
0037 37	7	3	373	2	6	373	6	0	3
0038 38	4	3	237	6	3	214	4	1	0
0039 39	1	1	43	0	0	37	0	0	1
0040 40	6	1	251	3	3	243	8	3	5
0041 41	7	0	445	2	2	259	3	1	4
0042 42	0	0	170	3	0	86	6	0	3

RACE BY PRECINCT

Klamath County, Oregon
General Election
November 4, 2008

RUN DATE:11/17/08 10:50 AM

REPORT-EL52 PAGE 0003

Unit States Senator

Vote for 1

- 01 = Gordon H Smith (REP)
- 02 = Jeff Merkley (DEM)
- 03 = Dave Brownlow (CON)

VOTES PERCENT

VOTES PERCENT

- 04 = WRITE-IN
- 05 = OVER VOTES
- 06 = UNDER VOTES

19,241 67.51
7,005 24.58
2,152 7.55

104 .36
4
1,141

	01	02	03	04	05	06
0001 1	673	385	116	6	0	49
0002 2	45	20	19	0	0	5
0003 3	458	259	51	2	0	27
0004 4	513	210	97	1	0	35
0005 5	91	82	28	0	0	7
0006 6	93	32	12	0	0	8
0007 7	1385	499	151	7	1	68
0008 8	355	115	31	1	0	20
0009 9	395	71	35	2	0	23
0010 10	166	68	14	0	0	6
0011 11	815	247	95	4	1	35
0012 12	522	108	35	0	0	17
0013 13	1643	260	139	5	0	65
0014 14	101	29	11	0	0	2
0015 15	661	80	40	1	0	29
0016 16	132	36	12	0	0	4
0017 17	197	50	22	0	0	14
0018 18	692	170	56	1	0	40
0019 19	92	70	22	1	0	8
0020 20	479	168	68	1	1	31
0021 21	1185	391	123	10	0	73
0022 22	282	130	45	1	0	22
0023 23	1042	404	143	5	0	66
0024 24	324	113	34	3	0	16
0025 25	553	217	68	2	0	30
0026 26	764	197	56	10	0	41
0027 27	947	283	97	4	0	64
0028 28	183	57	12	1	0	10
0029 29	590	143	51	2	0	22
0030 30	589	259	73	10	0	37
0031 31	618	273	38	6	0	44
0032 32	164	77	14	1	0	9
0033 33	245	207	35	6	0	30
0034 34	276	114	35	2	0	17
0035 35	147	81	21	2	0	11
0036 36	255	183	36	3	1	21
0037 37	408	279	41	2	0	43
0038 38	234	165	46	0	0	27
0039 39	47	30	4	0	0	2
0040 40	262	184	52	2	0	23
0041 41	443	197	55	0	0	28
0042 42	175	62	19	0	0	12

Rep. Congress, 2nd Dist
Vote for 1
01 = Richard D Hake (CON)
02 = Tristin Mock (PGP)
03 = Greg Walden (REP)
04 = Noah Lemas (DEM)

VOTES PERCENT

VOTES PERCENT

531 1.87
586 2.06
22,278 78.29
4,999 17.57
05 = WRITE-IN
06 = OVER VOTES
07 = UNDER VOTES

63 .22
4
1,186

	01	02	03	04	05	06	07
0001 1	24	17	812	307	1	1	67
0002 2	3	3	55	22	0	0	6
0003 3	8	23	529	201	3	0	33
0004 4	39	31	586	157	2	0	41
0005 5	10	10	114	62	0	1	11
0006 6	4	4	103	28	0	0	6
0007 7	37	50	1590	350	4	0	80
0008 8	10	9	406	83	1	0	13
0009 9	11	9	425	61	2	0	18
0010 10	3	5	186	58	0	0	2
0011 11	18	17	941	177	2	0	42
0012 12	9	6	578	67	0	0	22
0013 13	42	25	1768	200	6	0	71
0014 14	3	0	116	22	0	0	2
0015 15	9	6	715	57	3	0	21
0016 16	2	3	151	24	0	0	4
0017 17	6	3	230	35	0	0	9
0018 18	5	16	786	114	1	0	37
0019 19	4	10	128	47	0	0	4
0020 20	18	23	544	131	3	0	29
0021 21	27	24	1396	268	1	0	66
0022 22	15	5	342	95	3	0	20
0023 23	26	33	1299	241	1	1	59
0024 24	9	8	391	62	3	0	17
0025 25	22	18	644	156	1	0	29
0026 26	6	8	868	139	4	0	43
0027 27	19	17	1101	201	2	0	55
0028 28	2	1	215	39	1	0	5
0029 29	15	10	675	92	3	0	13
0030 30	16	18	696	175	4	0	59
0031 31	7	30	725	174	2	0	41
0032 32	7	11	184	43	1	1	18
0033 33	11	14	309	151	2	0	36
0034 34	9	13	325	80	0	0	17
0035 35	6	6	169	64	0	0	17
0036 36	13	21	312	131	2	0	20
0037 37	16	22	476	206	3	0	50
0038 38	13	25	274	126	1	0	33
0039 39	1	3	50	25	0	0	4
0040 40	10	11	336	141	1	0	24
0041 41	9	10	530	143	0	0	31
0042 42	7	8	198	44	0	0	11

RACE BY PRECINCT

Klamath County, Oregon
General Election
November 4, 2008

REPORT-EL52 PAGE 0005

RUN DATE:11/17/08 10:50 AM

Secretary of State
Vote for 1
01 = Kate Brown (DEM)
02 = Seth Alan Woolley (PGP)
03 = Rick Dancer (REP)

VOTES PERCENT
9,052 32.70 04 = WRITE-IN
736 2.66 05 = OVER VOTES
17,859 64.51 06 = UNDER VOTES

VOTES PERCENT
38 .14
1
1,961

	01	02	03	04	05	06
0001 1	399	25	727	1	0	77
0002 2	24	2	54	0	0	9
0003 3	306	25	429	1	0	36
0004 4	254	41	507	2	0	52
0005 5	100	8	82	0	0	18
0006 6	36	7	92	0	0	10
0007 7	642	55	1271	2	0	141
0008 8	148	8	340	1	0	25
0009 9	100	15	378	0	1	32
0010 10	83	5	155	0	0	11
0011 11	343	21	764	1	0	68
0012 12	153	7	473	1	0	48
0013 13	431	44	1490	6	0	141
0014 14	36	4	100	0	0	3
0015 15	116	14	622	0	0	59
0016 16	49	7	120	0	0	8
0017 17	83	8	172	0	0	20
0018 18	221	16	661	0	0	61
0019 19	86	13	83	0	0	11
0020 20	259	24	408	1	0	56
0021 21	521	32	1111	1	0	117
0022 22	180	13	253	2	0	32
0023 23	540	38	975	1	0	106
0024 24	152	12	293	1	0	32
0025 25	267	22	528	0	0	53
0026 26	255	14	732	2	0	65
0027 27	386	33	881	4	0	91
0028 28	73	3	173	0	0	14
0029 29	207	16	541	4	0	40
0030 30	347	18	529	3	0	71
0031 31	340	25	529	0	0	85
0032 32	97	3	142	0	0	23
0033 33	225	22	222	0	0	54
0034 34	151	14	253	1	0	25
0035 35	107	11	122	0	0	22
0036 36	205	31	235	0	0	28
0037 37	309	20	376	2	0	66
0038 38	208	19	206	0	0	39
0039 39	36	4	40	0	0	3
0040 40	235	19	232	0	0	37
0041 41	247	14	406	0	0	56
0042 42	95	4	152	1	0	16

RACE BY PRECINCT

RUN DATE:11/17/08 10:50 AM

Klamath County, Oregon
 General Election
 November 4, 2008

REPORT-EL52 PAGE 0006

State Treasurer

Vote for 1

- 01 = Allen Alley (REP)
- 02 = Michael Marsh (CON)
- 03 = Ben Westlund (DEM)

VOTES PERCENT

VOTES PERCENT

16,592 61.33 04 = WRITE-IN
 1,248 4.61 05 = OVER VOTES
 9,174 33.91 06 = UNDER VOTES

38 .14
 0
 2,595

	01	02	03	04	05	06
0001 1	599	48	503	0	0	79
0002 2	43	6	27	1	0	12
0003 3	413	15	309	0	0	60
0004 4	470	71	250	1	0	64
0005 5	64	28	97	0	0	19
0006 6	85	12	39	0	0	9
0007 7	1204	102	617	1	0	187
0008 8	300	22	158	1	0	41
0009 9	356	25	102	1	0	42
0010 10	147	8	82	0	0	17
0011 11	708	62	332	2	0	93
0012 12	445	15	155	0	0	67
0013 13	1414	83	427	5	0	183
0014 14	95	5	39	0	0	4
0015 15	594	18	113	0	0	86
0016 16	106	9	56	0	0	13
0017 17	170	15	75	0	0	23
0018 18	605	32	240	0	0	82
0019 19	78	13	88	0	0	14
0020 20	382	46	247	0	0	73
0021 21	1004	62	567	0	0	149
0022 22	225	24	175	4	0	52
0023 23	883	70	557	0	0	150
0024 24	276	19	150	1	0	44
0025 25	472	41	281	0	0	76
0026 26	689	22	257	4	0	96
0027 27	804	44	419	4	0	124
0028 28	152	4	85	0	0	22
0029 29	504	32	213	2	0	57
0030 30	513	39	316	5	0	95
0031 31	510	29	334	1	0	105
0032 32	148	7	84	1	0	25
0033 33	220	25	208	1	0	69
0034 34	246	22	142	1	0	33
0035 35	119	15	94	0	0	34
0036 36	216	42	209	0	0	32
0037 37	349	28	323	1	0	72
0038 38	188	31	205	0	0	48
0039 39	38	2	38	0	0	5
0040 40	219	29	229	1	0	45
0041 41	400	18	235	0	0	70
0042 42	139	8	97	0	0	24

RACE BY PRECINCT

Klamath County, Oregon
General Election
November 4, 2008

RUN DATE:11/17/08 10:50 AM

REPORT-EL52 PAGE 0007

Attorney General
Vote for 1

VOTES PERCENT

VOTES PERCENT

01 = John R Kroger (DEM)	14,051	60.02		
02 = J Ashlee Albies (WRK)	4,105	17.53	05 = WRITE-IN	172 .73
03 = Walter F (Walt) Brown (PGP)	1,224	5.23	06 = OVER VOTES	4
04 = James E Leuenberger (CON)	3,860	16.49	07 = UNDER VOTES	6,231

	01	02	03	04	05	06	07
0001 1	619	168	53	144	5	0	240
0002 2	39	14	6	11	0	0	19
0003 3	423	89	33	104	2	0	146
0004 4	383	117	57	135	3	0	161
0005 5	95	42	15	27	0	0	29
0006 6	56	28	6	19	0	0	36
0007 7	926	301	107	282	7	0	488
0008 8	250	54	16	72	8	0	122
0009 9	211	75	22	103	1	0	114
0010 10	136	20	3	35	0	0	60
0011 11	554	169	45	174	7	0	248
0012 12	320	69	21	85	2	0	185
0013 13	859	288	74	338	8	0	545
0014 14	57	36	10	18	0	0	22
0015 15	307	103	21	145	3	0	232
0016 16	98	27	4	25	4	0	26
0017 17	121	48	8	45	0	0	61
0018 18	419	154	21	140	4	0	221
0019 19	107	31	16	11	0	0	28
0020 20	332	127	51	88	3	0	147
0021 21	905	222	71	226	5	0	353
0022 22	248	87	20	51	6	0	68
0023 23	807	235	56	189	15	0	358
0024 24	211	90	15	60	5	0	109
0025 25	412	124	37	132	11	0	154
0026 26	502	142	44	151	7	0	222
0027 27	677	195	58	138	11	0	316
0028 28	135	32	3	40	1	0	52
0029 29	377	125	26	119	5	0	156
0030 30	506	116	38	101	10	0	197
0031 31	509	84	37	116	4	1	228
0032 32	126	24	9	35	2	0	69
0033 33	275	66	30	41	6	0	105
0034 34	216	71	20	59	3	0	75
0035 35	126	48	14	26	0	0	48
0036 36	238	83	37	59	1	0	81
0037 37	423	85	33	75	9	2	146
0038 38	212	79	20	57	7	1	96
0039 39	45	18	4	3	0	0	13
0040 40	276	92	23	60	0	0	72
0041 41	387	80	30	87	4	0	135
0042 42	126	47	10	34	3	0	48

RACE BY PRECINCT

Klamath County, Oregon
General Election
November 4, 2008

RUN DATE:11/17/08 10:50 AM

REPORT-EL52 PAGE 0008

State Senator, 28th District
Vote for 1
01 = Doug Whitsett (REP)
02 = WRITE-IN

VOTES PERCENT
21,173 97.27 03 = OVER VOTES
594 2.73 04 = UNDER VOTES

VOTES PERCENT
0
7,880

	01	02	03	04
0001 1	820	17	0	392
0002 2	53	0	0	36
0003 3	525	22	0	250
0004 4	577	13	0	266
0005 5	111	7	0	90
0006 6	108	5	0	32
0007 7	1488	40	0	583
0008 8	382	16	0	124
0009 9	401	5	0	120
0010 10	187	5	0	62
0011 11	890	35	0	272
0012 12	515	11	0	156
0013 13	1687	36	0	389
0014 14	116	0	0	27
0015 15	637	7	0	167
0016 16	147	2	0	35
0017 17	201	3	0	79
0018 18	744	27	0	188
0019 19	134	4	0	55
0020 20	535	10	0	203
0021 21	1303	19	0	460
0022 22	332	17	0	131
0023 23	1199	26	0	435
0024 24	369	6	0	115
0025 25	602	19	0	249
0026 26	832	21	0	215
0027 27	1029	23	0	343
0028 28	204	3	0	56
0029 29	625	5	0	178
0030 30	640	23	0	305
0031 31	640	25	0	314
0032 32	175	5	0	85
0033 33	302	16	0	205
0034 34	311	10	0	123
0035 35	174	6	0	82
0036 36	329	13	0	157
0037 37	465	22	0	286
0038 38	302	26	0	144
0039 39	55	3	0	25
0040 40	329	14	0	180
0041 41	517	16	0	190
0042 42	181	11	0	76

RACE BY PRECINCT

Klamath County, Oregon
General Election
November 4, 2008

RUN DATE:11/17/08 10:50 AM

REPORT-EL52 PAGE 0009

State Representative, 55th District
Vote for 1

VOTES PERCENT

VOTES PERCENT

01 = George Gilman (REP)
02 = WRITE-IN

2,094 97.21
60 2.79

03 = OVER VOTES
04 = UNDER VOTES

0
1,170

	01	02	03	04
0001 1	787	20	0	422
0002 2	52	0	0	37
0003 3	480	16	0	301
0004 4	567	14	0	275
0005 5	111	5	0	92
0006 6	97	5	0	43

RACE BY PRECINCT

Klamath County, Oregon
General Election
November 4, 2008

RUN DATE:11/17/08 10:50 AM

REPORT-EL52 PAGE 0010

State Representative, 56th District

VOTES PERCENT

VOTES PERCENT

Vote for 1

01 = Bill Garrard (REP)

18,653 97.27

03 = OVER VOTES

0

02 = WRITE-IN

523 2.73

04 = UNDER VOTES

7,147

	01	02	03	04
--	----	----	----	----

0007 7	1452	36	0	623
0008 8	375	19	0	128
0009 9	378	4	0	144
0010 10	186	4	0	64
0011 11	867	29	0	301
0012 12	508	7	0	167
0013 13	1617	36	0	459
0014 14	107	2	0	34
0015 15	600	10	0	201
0016 16	146	2	0	36
0017 17	207	3	0	73
0018 18	730	19	0	210
0019 19	136	4	0	53
0020 20	548	12	0	188
0021 21	1279	21	0	482
0022 22	319	17	0	144
0023 23	1190	24	0	446
0024 24	370	8	0	112
0025 25	606	22	0	242
0026 26	790	20	0	258
0027 27	1015	27	0	353
0028 28	200	7	0	56
0029 29	611	6	0	191
0030 30	635	27	0	306
0031 31	625	23	0	331
0032 32	181	5	0	79
0033 33	306	13	0	204
0034 34	307	8	0	129
0035 35	172	9	0	81
0036 36	335	14	0	150
0037 37	462	17	0	294
0038 38	287	27	0	158
0039 39	61	3	0	19
0040 40	346	12	0	165
0041 41	516	18	0	189
0042 42	183	8	0	77

RACE BY PRECINCT

Klamath County, Oregon
General Election
November 4, 2008

RUN DATE:11/17/08 10:50 AM

REPORT-EL52 PAGE 0011

County Commissioner, Position 1

Vote for 1

01 = Al Switzer (REP)

02 = WRITE-IN

VOTES PERCENT

VOTES PERCENT

18,655 94.08 03 = OVER VOTES
1,174 5.92 04 = UNDER VOTES

2
9,816

	01	02	03	04
0001 1	802	19	0	408
0002 2	52	1	0	36
0003 3	492	29	0	276
0004 4	549	42	0	265
0005 5	118	5	0	85
0006 6	88	9	1	47
0007 7	1358	72	0	681
0008 8	334	27	0	161
0009 9	296	25	0	205
0010 10	170	9	0	75
0011 11	776	59	0	362
0012 12	395	21	0	266
0013 13	1298	118	0	696
0014 14	97	6	0	40
0015 15	534	25	0	252
0016 16	143	6	0	35
0017 17	187	6	0	90
0018 18	635	49	0	275
0019 19	128	4	0	61
0020 20	480	33	0	235
0021 21	1136	57	0	589
0022 22	295	23	0	162
0023 23	1037	68	0	555
0024 24	308	18	0	164
0025 25	537	42	0	291
0026 26	670	49	0	349
0027 27	877	51	0	467
0028 28	174	9	0	80
0029 29	555	26	0	227
0030 30	568	48	1	351
0031 31	586	31	0	362
0032 32	166	3	0	96
0033 33	292	22	0	209
0034 34	295	15	0	134
0035 35	160	10	0	92
0036 36	307	22	0	170
0037 37	419	31	0	323
0038 38	288	28	0	156
0039 39	53	4	0	26
0040 40	337	15	0	171
0041 41	482	24	0	217
0042 42	181	13	0	74

RACE BY PRECINCT

Klamath County, Oregon
General Election
November 4, 2008

RUN DATE:11/17/08 10:50 AM

REPORT-EL52 PAGE 0012

County Commissioner, Position 3

VOTES PERCENT

VOTES PERCENT

Vote for 1

01 = Cheryl Lorraine Hukill (REP)

18,637 95.63
852 4.37

03 = OVER VOTES
04 = UNDER VOTES

1
10,157

	01	02	03	04
0001 1	760	13	0	456
0002 2	51	0	0	38
0003 3	462	24	0	311
0004 4	547	19	0	290
0005 5	112	7	0	89
0006 6	90	5	0	50
0007 7	1327	68	0	716
0008 8	315	24	0	183
0009 9	330	11	0	185
0010 10	158	8	0	88
0011 11	784	39	0	374
0012 12	411	16	0	255
0013 13	1347	74	0	691
0014 14	107	5	0	31
0015 15	523	14	0	274
0016 16	133	3	0	48
0017 17	180	4	0	99
0018 18	619	37	0	303
0019 19	131	4	0	58
0020 20	487	20	0	241
0021 21	1156	45	0	581
0022 22	306	15	0	159
0023 23	1045	43	0	572
0024 24	334	12	0	144
0025 25	543	35	0	292
0026 26	674	30	0	364
0027 27	907	43	0	445
0028 28	180	7	0	76
0029 29	572	16	0	220
0030 30	572	30	0	366
0031 31	569	26	1	383
0032 32	148	4	0	113
0033 33	271	22	0	230
0034 34	294	11	0	139
0035 35	164	4	0	94
0036 36	327	14	0	158
0037 37	389	25	0	359
0038 38	281	30	0	161
0039 39	54	3	0	26
0040 40	336	8	0	179
0041 41	469	24	0	230
0042 42	172	10	0	86

RACE BY PRECINCT

Klamath County, Oregon
General Election
November 4, 2008

RUN DATE:11/17/08 10:50 AM

REPORT-EL52 PAGE 0013

Commerce Bureau of Labor and Industries

VOTES PERCENT

VOTES PERCENT

Vote for 1

- 01 = Pavel Goberman
- 02 = Brad Avakian
- 03 = Mark Welyczko

3,472	20.75	04 = WRITE-IN
10,113	60.45	05 = OVER VOTES
2,892	17.29	06 = UNDER VOTES

252	1.51
2	
12,916	

	01	02	03	04	05	06
0001 1	146	432	127	6	0	518
0002 2	11	23	13	0	0	42
0003 3	101	268	77	7	0	344
0004 4	114	275	89	6	0	372
0005 5	31	54	33	0	0	90
0006 6	21	38	17	0	0	69
0007 7	210	665	233	14	0	989
0008 8	71	164	40	6	0	241
0009 9	73	167	43	4	0	239
0010 10	20	85	12	1	0	136
0011 11	178	433	106	7	0	473
0012 12	60	210	39	5	0	368
0013 13	218	688	188	13	1	1004
0014 14	22	41	16	0	0	64
0015 15	70	252	68	3	0	418
0016 16	29	74	13	5	0	63
0017 17	36	85	32	3	0	127
0018 18	119	312	102	11	0	415
0019 19	27	62	26	0	0	78
0020 20	127	255	92	9	0	265
0021 21	189	650	166	11	0	766
0022 22	57	184	64	8	0	167
0023 23	201	571	181	16	0	691
0024 24	48	188	35	7	0	212
0025 25	95	308	97	16	0	354
0026 26	127	358	90	5	0	488
0027 27	138	500	128	13	0	616
0028 28	30	96	22	1	0	114
0029 29	102	300	84	5	0	317
0030 30	125	320	69	15	0	439
0031 31	80	345	74	4	0	476
0032 32	19	88	20	1	0	137
0033 33	54	180	50	10	0	229
0034 34	56	160	51	3	0	174
0035 35	34	92	31	4	0	101
0036 36	79	182	62	7	0	169
0037 37	70	280	53	7	1	362
0038 38	59	178	47	6	0	182
0039 39	18	22	15	0	0	28
0040 40	77	177	74	2	0	193
0041 41	93	258	77	5	0	290
0042 42	37	93	36	6	0	96

RACE BY PRECINCT

Klamath County, Oregon
General Election
November 4, 2008

RUN DATE:11/17/08 10:50 AM

REPORT-EL52 PAGE 0014

Judge of the Supreme Court, Position 7

VOTES PERCENT

VOTES PERCENT

Vote for 1

01 = Martha L Walters

17,059 98.45

03 = OVER VOTES

2

02 = WRITE-IN

269 1.55

04 = UNDER VOTES

12,317

	01	02	03	04
0001 1	713	12	0	504
0002 2	46	1	0	42
0003 3	435	7	0	355
0004 4	458	11	0	387
0005 5	111	4	0	93
0006 6	74	1	0	70
0007 7	1189	25	0	897
0008 8	293	5	0	224
0009 9	263	4	0	259
0010 10	152	1	0	101
0011 11	731	8	0	458
0012 12	345	3	0	334
0013 13	1098	20	0	994
0014 14	87	1	0	55
0015 15	415	4	0	392
0016 16	117	2	0	65
0017 17	167	2	0	114
0018 18	565	10	0	384
0019 19	128	3	0	62
0020 20	463	5	0	280
0021 21	1077	15	0	690
0022 22	301	6	0	173
0023 23	997	15	0	648
0024 24	300	6	0	184
0025 25	516	13	0	341
0026 26	605	6	0	457
0027 27	807	10	0	578
0028 28	148	3	0	112
0029 29	489	1	0	318
0030 30	545	11	1	411
0031 31	551	6	1	421
0032 32	140	0	0	125
0033 33	295	7	0	221
0034 34	277	4	0	163
0035 35	153	4	0	105
0036 36	320	10	0	169
0037 37	425	2	0	346
0038 38	268	6	0	198
0039 39	50	0	0	33
0040 40	341	3	0	179
0041 41	442	10	0	271
0042 42	162	2	0	104

RACE BY PRECINCT

Klamath County, Oregon
General Election
November 4, 2008

RUN DATE:11/17/08 10:50 AM

REPORT-EL52 PAGE 0015

Judge of the Ct of Appeals, Position 4
Vote for 1

VOTES PERCENT

VOTES PERCENT

01 = Timothy J Sercombe
02 = WRITE-IN

16,559 98.64
228 1.36

03 = OVER VOTES
04 = UNDER VOTES

0
12,860

	01	02	03	04
0001 1	711	13	0	505
0002 2	44	1	0	44
0003 3	427	7	0	363
0004 4	447	8	0	401
0005 5	107	3	0	98
0006 6	70	1	0	74
0007 7	1142	27	0	942
0008 8	279	4	0	239
0009 9	260	4	0	262
0010 10	149	0	0	105
0011 11	702	8	0	487
0012 12	331	3	0	348
0013 13	1076	15	0	1021
0014 14	86	1	0	56
0015 15	406	6	0	399
0016 16	120	2	0	62
0017 17	161	1	0	121
0018 18	553	13	0	393
0019 19	122	1	0	70
0020 20	452	2	0	294
0021 21	1050	13	0	719
0022 22	293	8	0	179
0023 23	946	11	0	703
0024 24	298	2	0	190
0025 25	490	10	0	370
0026 26	590	4	0	474
0027 27	798	5	0	592
0028 28	148	3	0	112
0029 29	478	0	0	330
0030 30	536	11	0	421
0031 31	515	3	0	461
0032 32	136	0	0	129
0033 33	277	5	0	241
0034 34	271	3	0	170
0035 35	147	2	0	113
0036 36	309	6	0	184
0037 37	407	4	0	362
0038 38	269	4	0	199
0039 39	47	0	0	36
0040 40	327	2	0	194
0041 41	429	8	0	286
0042 42	153	4	0	111

RACE BY PRECINCT

Klamath County, Oregon
 General Election
 November 4, 2008

RUN DATE:11/17/08 10:50 AM

REPORT-EL52 PAGE 0016

Courthouse Sheriff
 Vote for 1
 01 = Tim Evinger
 02 = WRITE-IN

VOTES PERCENT
 20,774 93.83 03 = OVER VOTES
 1,367 6.17 04 = UNDER VOTES

VOTES PERCENT
 0
 7,506

	01	02	03	04
0001 1	777	14	0	438
0002 2	53	0	0	36
0003 3	525	45	0	227
0004 4	540	45	0	271
0005 5	120	15	0	73
0006 6	94	5	0	46
0007 7	1431	90	0	590
0008 8	377	17	0	128
0009 9	326	43	0	157
0010 10	185	8	0	61
0011 11	837	67	0	293
0012 12	493	21	0	168
0013 13	1463	91	0	558
0014 14	105	4	0	34
0015 15	562	35	0	214
0016 16	145	4	0	35
0017 17	210	10	0	63
0018 18	710	49	0	200
0019 19	138	10	0	45
0020 20	532	47	0	169
0021 21	1334	79	0	369
0022 22	331	33	0	116
0023 23	1189	94	0	377
0024 24	343	34	0	113
0025 25	612	43	0	215
0026 26	784	38	0	246
0027 27	1056	62	0	277
0028 28	189	12	0	62
0029 29	617	31	0	160
0030 30	670	44	0	254
0031 31	710	27	0	242
0032 32	187	11	0	67
0033 33	352	23	0	148
0034 34	307	32	0	105
0035 35	170	18	0	74
0036 36	337	46	0	116
0037 37	528	31	0	214
0038 38	296	27	0	149
0039 39	56	5	0	22
0040 40	365	22	0	136
0041 41	535	25	0	163
0042 42	183	10	0	75

RACE BY PRECINCT

Klamath County, Oregon
General Election
November 4, 2008

RUN DATE:11/17/08 10:50 AM

REPORT-EL52 PAGE 0017

Klamath Soil & Water Conservation, Director, Zone 1

VOTES PERCENT

VOTES PERCENT

Vote for 1

01 = Martin Kerns

18,448 98.69

03 = OVER VOTES

1

02 = WRITE-IN

244 1.31

04 = UNDER VOTES

10,954

	01	02	03	04
0001 1	702	12	0	515
0002 2	45	1	0	43
0003 3	441	12	0	344
0004 4	451	7	0	398
0005 5	103	4	0	101
0006 6	80	3	0	62
0007 7	1289	27	0	795
0008 8	321	3	0	198
0009 9	315	5	0	206
0010 10	153	3	0	98
0011 11	823	8	0	366
0012 12	417	10	0	255
0013 13	1347	11	0	754
0014 14	97	2	0	44
0015 15	512	9	0	290
0016 16	147	1	0	36
0017 17	185	3	0	95
0018 18	653	11	0	295
0019 19	128	2	0	63
0020 20	497	3	0	248
0021 21	1161	15	0	606
0022 22	314	6	0	160
0023 23	1063	5	1	591
0024 24	323	2	0	165
0025 25	534	7	0	329
0026 26	674	6	0	388
0027 27	885	9	0	501
0028 28	167	2	0	94
0029 29	515	2	0	291
0030 30	580	8	0	380
0031 31	583	5	0	391
0032 32	137	0	0	128
0033 33	296	7	0	220
0034 34	284	2	0	158
0035 35	158	1	0	103
0036 36	335	7	0	157
0037 37	445	3	0	325
0038 38	276	9	0	187
0039 39	54	0	0	29
0040 40	338	1	0	184
0041 41	454	6	0	263
0042 42	166	4	0	98

RACE BY PRECINCT

Klamath County, Oregon
General Election
November 4, 2008

RUN DATE:11/17/08 10:50 AM

REPORT-EL52 PAGE 0018

Klamath Soil & Water Conservation, Director, Zone 4
 Vote for 1
 01 = Bill Rust 16,232 98.73
 02 = WRITE-IN 209 1.27

VOTES PERCENT
 03 = OVER VOTES 0
 04 = UNDER VOTES 13,206

	01	02	03	04
0001 1	668	10	0	551
0002 2	41	0	0	48
0003 3	387	7	0	403
0004 4	414	7	0	435
0005 5	85	2	0	121
0006 6	72	2	0	71
0007 7	1116	23	0	972
0008 8	278	3	0	241
0009 9	271	4	0	251
0010 10	136	3	0	115
0011 11	681	5	0	511
0012 12	344	6	0	332
0013 13	1121	13	0	978
0014 14	82	2	0	59
0015 15	414	4	0	393
0016 16	131	2	0	51
0017 17	164	1	0	118
0018 18	554	6	0	399
0019 19	114	1	0	78
0020 20	449	4	0	295
0021 21	1033	7	0	742
0022 22	282	5	0	193
0023 23	933	6	0	721
0024 24	289	4	0	197
0025 25	478	11	0	381
0026 26	592	4	0	472
0027 27	792	10	0	593
0028 28	151	2	0	110
0029 29	464	1	0	343
0030 30	510	6	0	452
0031 31	511	2	0	466
0032 32	131	0	0	134
0033 33	265	8	0	250
0034 34	257	2	0	185
0035 35	143	2	0	117
0036 36	312	7	0	180
0037 37	385	2	0	386
0038 38	255	11	0	206
0039 39	51	0	0	32
0040 40	315	4	0	204
0041 41	412	5	0	306
0042 42	149	5	0	114

RACE BY PRECINCT

Klamath County, Oregon
General Election
November 4, 2008

RUN DATE:11/17/08 10:50 AM

REPORT-EL52 PAGE 0019

Klamath Soil & Water Conservation, Director, At Large 1
 Vote for 1
 01 = Al King 8,598 55.81
 02 = Tom Mallams 6,557 42.56
 03 = WRITE-IN 251 1.63

VOTES PERCENT
 04 = OVER VOTES 26
 05 = UNDER VOTES 14,215

	01	02	03	04	05
0001 1	313	268	8	1	639
0002 2	24	16	0	0	49
0003 3	189	154	10	2	442
0004 4	205	211	10	1	429
0005 5	48	37	4	0	119
0006 6	31	75	1	0	38
0007 7	539	434	21	2	1115
0008 8	148	102	5	2	265
0009 9	106	176	4	0	240
0010 10	71	40	5	0	138
0011 11	359	252	7	1	578
0012 12	164	126	3	2	387
0013 13	635	574	15	4	884
0014 14	45	46	1	0	51
0015 15	338	224	5	0	244
0016 16	59	88	1	0	36
0017 17	110	74	2	0	97
0018 18	326	225	9	2	397
0019 19	63	45	1	0	84
0020 20	232	180	5	0	331
0021 21	553	377	7	0	845
0022 22	164	109	11	0	196
0023 23	497	356	15	0	792
0024 24	156	90	10	3	231
0025 25	269	172	8	0	421
0026 26	314	230	6	0	518
0027 27	433	283	7	1	671
0028 28	64	56	2	0	141
0029 29	241	175	3	1	388
0030 30	249	177	12	0	530
0031 31	267	161	4	0	547
0032 32	64	33	0	0	168
0033 33	128	105	8	1	281
0034 34	126	87	2	0	229
0035 35	70	55	4	1	132
0036 36	159	126	7	0	207
0037 37	191	143	3	1	435
0038 38	128	102	13	0	229
0039 39	29	17	0	0	37
0040 40	176	129	3	0	215
0041 41	225	160	7	0	331
0042 42	90	67	2	1	108

RACE BY PRECINCT

Klamath County, Oregon
General Election
November 4, 2008

REPORT-EL52 PAGE 0020

RUN DATE:11/17/08 10:50 AM

Town of Bonanza, Mayor
Vote for 1
01 = Betty Tyree
02 = WRITE-IN

VOTES PERCENT

VOTES PERCENT

104 89.66
12 10.34

03 = OVER VOTES
04 = UNDER VOTES

0
27

01	02	03	04

104	12	0	27

0014 14

RACE BY PRECINCT

Klamath County, Oregon
General Election
November 4, 2008

REPORT-EL52 PAGE 0021

RUN DATE:11/17/08 10:50 AM

Town of Bonanza, Council, Position 1

VOTES PERCENT

VOTES PERCENT

Vote for 1

01 = Robert Bacon

103 96.26

03 = OVER VOTES

0

02 = WRITE-IN

4 3.74

04 = UNDER VOTES

36

01 02 03 04

103 4 0 36

0014 14

RACE BY PRECINCT

Klamath County, Oregon

General Election

November 4, 2008

RUN DATE:11/17/08 10:50 AM

REPORT-EL52

PAGE 0022

Town of Bonanza, Council, Position 2

Vote for 1

01 = Ken McCoy

02 = WRITE-IN

VOTES PERCENT

VOTES PERCENT

89 94.68

03 = OVER VOTES

0

5 5.32

04 = UNDER VOTES

49

01 02 03 04

89 5 0 49

0014 14

RACE BY PRECINCT

Klamath County, Oregon
General Election
November 4, 2008

RUN DATE:11/17/08 10:50 AM

REPORT-EL52 PAGE 0023

Town of Bonanza, Council, Position 3
Vote for 1
01 = Lillian Slayter
02 = WRITE-IN

VOTES PERCENT

VOTES PERCENT

91 92.86 03 = OVER VOTES
7 7.14 04 = UNDER VOTES

0
45

01 02 03 04

0014 14

91 7 0 45

RACE BY PRECINCT

Klamath County, Oregon
General Election
November 4, 2008

RUN DATE:11/17/08 10:50 AM

REPORT-EL52 PAGE 0024

Town of Bonanza, Council, Position 4
Vote for 1
01 = NO CANDIDATE FILED
02 = WRITE-IN

VOTES PERCENT

VOTES PERCENT

0 03 = OVER VOTES
25 100.00 04 = UNDER VOTES

0
118

01	02	03	04
0	25	0	118

0014 14

RACE BY PRECINCT

Klamath County, Oregon
General Election
November 4, 2008

RUN DATE:11/17/08 10:50 AM

REPORT-EL52 PAGE 0025

To f Bonanza, Council, Position 5
Vote for 1
01 = Glennise Tyree
02 = WRITE-IN

VOTES PERCENT

VOTES PERCENT

95 93.14 03 = OVER VOTES
7 6.86 04 = UNDER VOTES

0
41

01	02	03	04
95	7	0	41

0014 14

RACE BY PRECINCT

Klamath County, Oregon
General Election
November 4, 2008

RUN DATE:11/17/08 10:50 AM

REPORT-EL52 PAGE 0026

City of Chiloquin, Mayor
Vote for 1
01 = Mark C Cobb
02 = WRITE-IN

VOTES PERCENT

VOTES PERCENT

106 84.80 03 = OVER VOTES
19 15.20 04 = UNDER VOTES

0
83

01	02	03	04
106	19	0	83

0005 5

RACE BY PRECINCT

Klamath County, Oregon

General Election

November 4, 2008

RUN DATE:11/17/08 10:50 AM

REPORT-EL52

PAGE 0027

C of Chiloquin, Council, Position 1

VOTES PERCENT

VOTES PERCENT

Vote for 1

01 = Floyd Hescoock

105 81.40

03 = OVER VOTES

0

02 = WRITE-IN

24 18.60

04 = UNDER VOTES

79

01	02	03	04
105	24	0	79

0005 5

105 24 0 79

RACE BY PRECINCT

Klamath County, Oregon
General Election
November 4, 2008

RUN DATE:11/17/08 10:50 AM

REPORT-EL52 PAGE 0028

City of Chiloquin, Council, Position 2
Vote for 1
01 = Sandra Hamilton
02 = WRITE-IN

VOTES PERCENT

VOTES PERCENT

139 97.20
4 2.80

03 = OVER VOTES
04 = UNDER VOTES

0
65

01	02	03	04

139	4	0	65

0005 5

RACE BY PRECINCT

Klamath County, Oregon
General Election
November 4, 2008

RUN DATE:11/17/08 10:50 AM

REPORT-EL52 PAGE 0029

Cit. Chiloquin, Council, Position 3
Vote for 1
01 = Kay Graham
02 = WRITE-IN

VOTES PERCENT

VOTES PERCENT

110 90.16 03 = OVER VOTES
12 9.84 04 = UNDER VOTES

0
86

01	02	03	04
110	12	0	86

0005 5

RACE BY PRECINCT

Klamath County, Oregon
General Election
November 4, 2008

RUN DATE:11/17/08 10:50 AM

REPORT-EL52 PAGE 0030

City of Chiloquin, Council, Position 4
Vote for 1
01 = Raymond Kirk
02 = WRITE-IN

VOTES PERCENT

VOTES PERCENT

129 96.27 03 = OVER VOTES
5 3.73 04 = UNDER VOTES

0
74

01	02	03	04
129	5	0	74

0005 5

RACE BY PRECINCT

Klamath County, Oregon
General Election
November 4, 2008

RUN DATE:11/17/08 10:50 AM

REPORT-EL52 PAGE 0031

City of Chiloquin, Council, Position 5
Vote for 1
01 = Jill Prewitt
02 = WRITE-IN

VOTES PERCENT

VOTES PERCENT

114 91.94 03 = OVER VOTES
10 8.06 04 = UNDER VOTES

0
84

01	02	03	04
114	10	0	84

0005 5

RACE BY PRECINCT

RUN DATE:11/17/08 10:50 AM

Klamath County, Oregon
General Election
November 4, 2008

REPORT-EL52 PAGE 0032

City of Klamath Falls, Mayor
Vote for 1
01 = Todd Kellstrom
02 = Bill Adams
03 = WRITE-IN

VOTES PERCENT

VOTES PERCENT

3,529 54.23
2,929 45.01
50 .77

04 = OVER VOTES
05 = UNDER VOTES

0
1,082

	01	02	03	04	05
0029 29	431	277	0	0	100
0030 30	445	395	10	0	118
0031 31	518	322	9	0	130
0032 32	148	74	2	0	41
0033 33	235	188	4	0	96
0034 34	188	203	4	0	49
0035 35	93	121	1	0	47
0036 36	217	209	6	0	67
0037 37	397	257	2	0	117
0038 38	175	211	8	0	78
0039 39	25	52	0	0	6
0040 40	224	218	0	0	81
0041 41	329	269	3	0	122
0042 42	104	133	1	0	30

RACE BY PRECINCT

Klamath County, Oregon
General Election
November 4, 2008

REPORT-EL52 PAGE 0033

RUN DATE:11/17/08 10:50 AM

City of Klamath Falls, Council, Ward 1

VOTES PERCENT

VOTES PERCENT

Vote for 1

01 = Trish Seiler

02 = Jeff Woodwick

03 = WRITE-IN

795 59.42

534 39.91

9 .67

04 = OVER VOTES

05 = UNDER VOTES

1

525

	01	02	03	04	05
0029 29	345	247	1	1	214
0032 32	113	79	0	0	73
0033 33	232	120	6	0	165
0042 42	105	88	2	0	73

RACE BY PRECINCT

Klamath County, Oregon
General Election
November 4, 2008

REPORT-EL52 PAGE 0034

RUN DATE:11/17/08 10:50 AM

City of Klamath Falls, Council, Ward 2

VOTES PERCENT

VOTES PERCENT

Vote for 1

01 = Bud Hart

02 = Jeff Ritter

03 = WRITE-IN

602 59.90

395 39.30

8 .80

04 = OVER VOTES

05 = UNDER VOTES

0

350

01 02 03 04 05

0036 36	221	146	5	0	127
0037 37	345	221	3	0	204
0039 39	36	28	0	0	19

RACE BY PRECINCT

Klamath County, Oregon
General Election
November 4, 2008

REPORT-EL52 PAGE 0035

RUN DATE:11/17/08 10:50 AM

		VOTES PERCENT				VOTES PERCENT					
City of Malin, Councilor											
Vote for 3											
01 = Nancy Savage		64	13.47								
02 = Elisa Kenyon		107	22.53	06 = Kathleen Corrigan		57	12.00				
03 = Sheldon Buller		106	22.32	07 = WRITE-IN		1	.21				
04 = Connie Venegas		42	8.84	08 = OVER VOTES		0					
05 = Stan Pence		98	20.63	09 = UNDER VOTES		77					

		01	02	03	04	05	06	07	08	09	

0016 16		64	107	106	42	98	57	1	0	77	

RACE BY PRECINCT

Klamath County, Oregon
General Election
November 4, 2008

REPORT-EL52 PAGE 0036

RUN DATE:11/17/08 10:50 AM

City of Merrill, Mayor
Vote for 1
01 = Ronda Lyon
02 = WRITE-IN

VOTES PERCENT

VOTES PERCENT

189 75.90 03 = OVER VOTES
60 24.10 04 = UNDER VOTES

0
34

01	02	03	04

189	60	0	34

0017 17

RACE BY PRECINCT

Klamath County, Oregon
General Election
November 4, 2008

REPORT-EL52 PAGE 0037

RUN DATE:11/17/08 10:50 AM

City of Merrill, Council, Position 1

VOTES PERCENT

VOTES PERCENT

Vote for 1

01 = Jim Carleton

02 = WRITE-IN

206 93.64

14 6.36

03 = OVER VOTES

04 = UNDER VOTES

0

63

01 02 03 04

0017 17

206 14 0 63

RACE BY PRECINCT

Klamath County, Oregon
General Election
November 4, 2008

REPORT-EL52 PAGE 0038

RUN DATE:11/17/08 10:50 AM

City of Merrill, Council, Position 3
Vote for 1
01 = Timothy Saunders
02 = WRITE-IN

VOTES PERCENT

VOTES PERCENT

202 97.58 03 = OVER VOTES
5 2.42 04 = UNDER VOTES

1
75

01	02	03	04

202	5	1	75

0017 17

54 Standardizes School Board Elections

VOTES PERCENT

VOTES PERCENT

Vote for 1

01 = Yes

02 = No

17,663 64.97
9,522 35.03

03 = OVER VOTES
04 = UNDER VOTES

6
2,456

	01	02	03	04
0001 1	681	450	0	98
0002 2	46	31	0	12
0003 3	530	204	0	63
0004 4	507	288	0	61
0005 5	84	90	0	34
0006 6	76	56	0	13
0007 7	1281	666	0	164
0008 8	344	137	1	40
0009 9	311	167	1	47
0010 10	164	69	0	21
0011 11	729	392	0	76
0012 12	424	198	0	60
0013 13	1239	693	0	180
0014 14	78	51	0	14
0015 15	434	296	0	81
0016 16	117	53	0	14
0017 17	149	101	0	33
0018 18	558	314	0	87
0019 19	102	76	0	15
0020 20	411	276	0	61
0021 21	1076	576	1	129
0022 22	242	202	0	36
0023 23	954	560	1	145
0024 24	290	164	0	36
0025 25	504	304	0	62
0026 26	650	335	0	83
0027 27	877	415	0	103
0028 28	172	73	0	18
0029 29	513	243	0	52
0030 30	631	259	0	78
0031 31	642	246	1	90
0032 32	188	56	0	21
0033 33	296	169	0	58
0034 34	256	156	1	31
0035 35	162	80	0	20
0036 36	291	172	0	36
0037 37	506	188	0	79
0038 38	257	160	0	55
0039 39	40	37	0	6
0040 40	256	212	0	55
0041 41	449	209	0	65
0042 42	146	98	0	24

55 Changes Operative Date of Redistricting Plans

VOTES PERCENT

VOTES PERCENT

Vote for 1

01 = Yes

02 = No

18,693 70.30
7,899 29.70

03 = OVER VOTES
04 = UNDER VOTES

3
3,052

	01	02	03	04
0001 1	774	327	0	128
0002 2	44	29	0	16
0003 3	534	179	1	83
0004 4	559	222	0	75
0005 5	95	74	0	39
0006 6	91	41	0	13
0007 7	1339	562	0	210
0008 8	360	114	0	48
0009 9	351	126	0	49
0010 10	172	55	0	27
0011 11	773	325	0	99
0012 12	458	157	0	67
0013 13	1333	547	0	232
0014 14	86	42	0	15
0015 15	503	221	0	87
0016 16	119	52	0	13
0017 17	165	79	0	39
0018 18	566	293	0	100
0019 19	110	70	0	13
0020 20	439	233	0	76
0021 21	1127	483	0	172
0022 22	277	158	0	45
0023 23	1036	446	0	178
0024 24	293	153	0	44
0025 25	542	247	0	81
0026 26	675	297	0	96
0027 27	893	378	0	124
0028 28	184	58	0	21
0029 29	528	206	0	74
0030 30	637	225	1	105
0031 31	663	206	1	109
0032 32	191	48	0	26
0033 33	308	132	0	83
0034 34	281	120	0	43
0035 35	154	85	0	23
0036 36	294	151	0	54
0037 37	525	160	0	88
0038 38	262	148	0	62
0039 39	44	31	0	8
0040 40	310	154	0	59
0041 41	465	169	0	89
0042 42	133	96	0	39

RACE BY PRECINCT

Klamath County, Oregon
General Election
November 4, 2008

RUN DATE:11/17/08 10:50 AM

REPORT-EL52 PAGE 0041

56 Property Tax Elections Decided by Majority

VOTES PERCENT

VOTES PERCENT

Vote for 1

01 = Yes

02 = No

12,908 46.49
14,856 53.51

03 = OVER VOTES
04 = UNDER VOTES

10
1,873


	01	02	03	04
0001 1	542	619	0	68
0002 2	39	42	0	8
0003 3	366	383	0	48
0004 4	332	481	1	42
0005 5	92	107	0	9
0006 6	37	100	0	8
0007 7	953	1052	1	105
0008 8	248	253	1	20
0009 9	165	328	0	33
0010 10	124	110	1	19
0011 11	533	617	0	47
0012 12	276	359	0	47
0013 13	807	1166	0	139
0014 14	49	87	0	7
0015 15	284	465	0	62
0016 16	84	90	0	10
0017 17	120	135	1	27
0018 18	398	491	0	70
0019 19	94	86	0	13
0020 20	334	364	0	50
0021 21	820	877	2	83
0022 22	188	261	0	31
0023 23	713	835	0	112
0024 24	218	239	0	33
0025 25	370	451	1	48
0026 26	463	539	1	65
0027 27	605	701	0	89
0028 28	119	133	0	11
0029 29	354	418	0	36
0030 30	452	456	0	60
0031 31	510	392	0	77
0032 32	138	107	0	20
0033 33	261	208	0	54
0034 34	168	249	0	27
0035 35	120	124	0	18
0036 36	226	240	0	33
0037 37	417	287	0	69
0038 38	206	222	0	44
0039 39	31	46	0	6
0040 40	242	239	0	42
0041 41	314	347	1	61
0042 42	96	150	0	22

RACE BY PRECINCT

Klamath County, Oregon
General Election
November 4, 2008

RUN DATE:11/17/08 10:50 AM

REPORT-EL52 PAGE 0042

57  Increases Sentences for Drug Trafficking

VOTES PERCENT

VOTES PERCENT

Vote for 1

01 = Yes

02 = No

16,866 59.83
11,325 40.17

03 = OVER VOTES
04 = UNDER VOTES

16
1,440

01 02 03 04

0001 1	748	412	1	68
0002 2	48	35	0	6
0003 3	467	293	1	36
0004 4	475	351	0	30
0005 5	127	70	0	11
0006 6	97	40	0	8
0007 7	1239	775	3	94
0008 8	285	220	0	17
0009 9	255	238	1	32
0010 10	144	97	0	13
0011 11	665	485	0	47
0012 12	346	291	1	44
0013 13	1143	855	1	113
0014 14	71	67	0	5
0015 15	458	315	0	38
0016 16	120	54	0	10
0017 17	167	96	0	20
0018 18	531	356	1	71
0019 19	132	53	0	8
0020 20	458	261	0	29
0021 21	1030	666	1	85
0022 22	289	179	0	12
0023 23	955	620	0	85
0024 24	296	178	0	16
0025 25	508	324	1	37
0026 26	585	425	1	57
0027 27	780	531	0	84
0028 28	150	107	0	6
0029 29	455	332	1	20
0030 30	560	380	0	28
0031 31	546	369	1	63
0032 32	153	94	1	17
0033 33	304	183	0	36
0034 34	244	185	0	15
0035 35	155	97	0	10
0036 36	284	196	0	19
0037 37	381	343	0	49
0038 38	270	177	0	25
0039 39	43	36	0	4
0040 40	306	198	1	18
0041 41	435	247	0	41
0042 42	161	94	0	13



RACE BY PRECINCT

Klamath County, Oregon
General Election
November 4, 2008

RUN DATE:11/17/08 10:50 AM

REPORT-EL52 PAGE 0043

58 Prohibits Language Other Than English

VOTES PERCENT

VOTES PERCENT

Vote for 1

01 = Yes

02 = No

16,618 58.63
11,726 41.37

03 = OVER VOTES
04 = UNDER VOTES

14
1,289

01 02 03 04


0001 1	673	502	0	54
0002 2	55	28	0	6
0003 3	420	341	0	36
0004 4	546	276	1	33
0005 5	109	90	0	9
0006 6	93	45	0	7
0007 7	1224	820	0	67
0008 8	289	212	2	19
0009 9	377	126	0	23
0010 10	145	95	0	14
0011 11	661	499	0	37
0012 12	413	236	2	31
0013 13	1294	730	0	88
0014 14	86	53	0	4
0015 15	541	240	0	30
0016 16	119	58	1	6
0017 17	166	102	0	15
0018 18	598	321	0	40
0019 19	94	91	0	8
0020 20	456	267	0	25
0021 21	977	740	0	65
0022 22	265	192	1	22
0023 23	897	675	0	88
0024 24	284	188	0	18
0025 25	475	360	2	33
0026 26	586	441	1	40
0027 27	781	549	1	64
0028 28	134	124	1	4
0029 29	478	302	0	28
0030 30	504	423	1	40
0031 31	457	459	0	63
0032 32	136	112	0	17
0033 33	239	246	0	38
0034 34	232	191	0	21
0035 35	121	127	0	14
0036 36	259	222	0	18
0037 37	355	368	1	49
0038 38	219	220	0	33
0039 39	38	41	0	4
0040 40	258	235	0	30
0041 41	403	281	0	39
0042 42	161	98	0	9

RACE BY PRECINCT

Klamath County, Oregon
General Election
November 4, 2008

RUN DATE:11/17/08 10:50 AM

REPORT-EL52 PAGE 0044

59 llows Deduction for Federal Income Taxes

VOTES PERCENT

VOTES PERCENT

Vote for 1

01 = Yes

02 = No

12,646 45.30
15,271 54.70

03 = OVER VOTES
04 = UNDER VOTES

11
1,719

	01	02	03	04
0001 1	503	656	0	70
0002 2	42	39	0	8
0003 3	354	397	0	46
0004 4	415	399	0	42
0005 5	82	111	0	15
0006 6	69	65	0	11
0007 7	901	1117	0	93
0008 8	249	247	0	26
0009 9	309	183	0	34
0010 10	126	109	0	19
0011 11	519	641	1	36
0012 12	359	281	0	42
0013 13	1033	941	0	138
0014 14	74	63	0	6
0015 15	420	338	0	53
0016 16	87	84	1	12
0017 17	136	127	0	20
0018 18	463	440	0	56
0019 19	66	118	0	9
0020 20	317	388	1	42
0021 21	730	961	0	91
0022 22	185	272	0	23
0023 23	628	914	2	116
0024 24	204	255	0	31
0025 25	358	463	0	49
0026 26	460	551	2	55
0027 27	569	739	0	87
0028 28	111	143	1	8
0029 29	346	424	0	38
0030 30	376	539	0	53
0031 31	371	540	0	68
0032 32	106	141	1	17
0033 33	186	288	0	49
0034 34	182	244	0	18
0035 35	95	155	0	12
0036 36	202	269	0	28
0037 37	272	443	1	57
0038 38	143	290	0	39
0039 39	31	49	0	3
0040 40	174	315	0	34
0041 41	288	386	0	49
0042 42	105	146	1	16

60 Teacher Pay Based on Classroom Performance

VOTES PERCENT

VOTES PERCENT

Vote for 1

01 = Yes

02 = No

13,349 46.86
15,140 53.14

03 = OVER VOTES
04 = UNDER VOTES

5
1,153

	01	02	03	04
0001 1	611	571	0	47
0002 2	49	35	0	5
0003 3	376	391	0	30
0004 4	472	349	0	35
0005 5	96	97	0	15
0006 6	68	72	0	5
0007 7	971	1072	0	68
0008 8	244	265	0	13
0009 9	312	188	0	26
0010 10	108	132	0	14
0011 11	533	639	0	25
0012 12	328	316	0	38
0013 13	1053	971	1	87
0014 14	79	61	0	3
0015 15	430	352	0	29
0016 16	88	89	0	7
0017 17	124	143	0	16
0018 18	481	445	2	31
0019 19	88	98	0	7
0020 20	344	380	0	24
0021 21	750	973	0	59
0022 22	194	264	0	22
0023 23	680	904	0	76
0024 24	222	251	0	17
0025 25	369	459	1	41
0026 26	487	543	0	38
0027 27	599	728	0	68
0028 28	108	151	1	3
0029 29	375	413	0	20
0030 30	392	550	0	26
0031 31	355	576	0	48
0032 32	121	137	0	7
0033 33	208	287	0	28
0034 34	201	226	0	17
0035 35	109	142	0	11
0036 36	220	264	0	15
0037 37	280	458	0	35
0038 38	178	267	0	27
0039 39	35	46	0	2
0040 40	191	309	0	23
0041 41	308	378	0	37
0042 42	112	148	0	8

RACE BY PRECINCT

Klamath County, Oregon
 General Election
 November 4, 2008

RUN DATE:11/17/08 10:50 AM

REPORT-EL52 PAGE 0046

61 Mandatory Minimum Prison Sentences

VOTES PERCENT

VOTES PERCENT

Vote for 1

01 = Yes

02 = No

17,040 60.39
 11,178 39.61

03 = OVER VOTES
 04 = UNDER VOTES

8
 1,421

	01	02	03	04
0001 1	741	424	0	64
0002 2	50	32	0	7
0003 3	459	295	0	43
0004 4	515	308	0	33
0005 5	122	73	0	13
0006 6	87	51	0	7
0007 7	1178	847	0	86
0008 8	289	220	0	13
0009 9	366	127	0	33
0010 10	146	91	0	17
0011 11	685	477	1	34
0012 12	431	214	0	37
0013 13	1309	694	0	109
0014 14	93	46	0	4
0015 15	514	265	0	32
0016 16	111	66	0	7
0017 17	181	85	0	17
0018 18	570	334	1	54
0019 19	112	69	0	12
0020 20	430	273	0	45
0021 21	1000	704	0	78
0022 22	261	202	0	17
0023 23	939	626	1	94
0024 24	330	130	0	30
0025 25	493	332	1	44
0026 26	671	350	1	46
0027 27	802	519	0	74
0028 28	169	90	0	4
0029 29	540	243	0	25
0030 30	496	436	1	35
0031 31	434	486	0	59
0032 32	121	130	0	14
0033 33	230	253	0	40
0034 34	266	159	0	19
0035 35	134	117	0	11
0036 36	279	202	0	18
0037 37	356	375	1	41
0038 38	218	226	0	28
0039 39	40	40	0	3
0040 40	284	215	1	23
0041 41	421	262	0	40
0042 42	167	90	0	11

RACE BY PRECINCT

Klamath County, Oregon
General Election
November 4, 2008

RUN DATE:11/17/08 10:50 AM

REPORT-EL52 PAGE 0047

62 Lottery Proceeds to Public Safety

Vote for 1

01 = Yes

02 = No

VOTES PERCENT

VOTES PERCENT

13,247 47.30
14,762 52.70

03 = OVER VOTES
04 = UNDER VOTES

8
1,630

	01	02	03	04
0001 1	538	616	0	75
0002 2	28	51	0	10
0003 3	369	389	1	38
0004 4	417	391	0	48
0005 5	93	108	0	7
0006 6	51	82	0	12
0007 7	922	1073	0	116
0008 8	265	231	0	26
0009 9	268	228	0	30
0010 10	105	129	0	20
0011 11	519	636	1	41
0012 12	340	294	0	48
0013 13	977	1013	0	122
0014 14	72	65	0	6
0015 15	368	393	0	50
0016 16	87	87	0	10
0017 17	156	113	0	14
0018 18	450	445	0	64
0019 19	94	89	0	10
0020 20	341	369	0	38
0021 21	814	884	0	84
0022 22	191	263	0	26
0023 23	756	817	1	86
0024 24	238	218	1	33
0025 25	370	457	0	43
0026 26	498	521	0	49
0027 27	679	626	2	88
0028 28	120	140	1	2
0029 29	419	357	0	32
0030 30	393	538	1	36
0031 31	348	570	0	61
0032 32	104	145	0	16
0033 33	171	305	0	47
0034 34	197	231	0	16
0035 35	109	140	0	13
0036 36	223	252	0	24
0037 37	272	445	0	56
0038 38	165	270	0	37
0039 39	39	42	0	2
0040 40	213	278	0	32
0041 41	340	335	0	48
0042 42	128	126	0	14

RACE BY PRECINCT

Klamath County, Oregon
General Election
November 4, 2008

RUN DATE:11/17/08 10:50 AM

REPORT-EL52 PAGE 0048

63 Exempt Property Owners from Building Permit

VOTES PERCENT

VOTES PERCENT

Vote for 1

01 = Yes

17,905 63.54

03 = OVER VOTES

4

02 = No

10,276 36.46

04 = UNDER VOTES

1,462

	01	02	03	04
0001 1	769	394	0	66
0002 2	64	20	0	5
0003 3	486	276	1	34
0004 4	667	164	0	25
0005 5	145	53	0	10
0006 6	119	23	0	3
0007 7	1248	784	0	79
0008 8	324	180	0	18
0009 9	432	75	0	19
0010 10	136	101	0	17
0011 11	764	399	0	34
0012 12	427	220	0	35
0013 13	1519	506	0	87
0014 14	110	28	0	5
0015 15	617	163	0	31
0016 16	129	48	0	7
0017 17	182	80	1	20
0018 18	632	278	0	49
0019 19	105	74	0	14
0020 20	452	258	0	38
0021 21	981	720	0	81
0022 22	307	147	0	26
0023 23	981	583	0	96
0024 24	295	165	0	30
0025 25	484	343	0	43
0026 26	594	427	0	47
0027 27	740	571	0	84
0028 28	149	110	0	4
0029 29	473	303	0	32
0030 30	494	430	0	44
0031 31	453	455	0	71
0032 32	105	140	0	20
0033 33	262	214	0	47
0034 34	278	147	0	19
0035 35	150	100	0	12
0036 36	323	153	0	23
0037 37	370	347	0	56
0038 38	254	179	0	39
0039 39	45	34	1	3
0040 40	296	193	0	34
0041 41	367	313	1	42
0042 42	177	78	0	13

RACE BY PRECINCT

Klamath County, Oregon
General Election
November 4, 2008

RUN DATE:11/17/08 10:50 AM

REPORT-EL52 PAGE 0049

64 Prohibits Funds for Political Purpose

VOTES PERCENT

VOTES PERCENT

Vote for 1

01 = Yes

02 = No

17,172 61.89
10,573 38.11

03 = OVER VOTES
04 = UNDER VOTES

10
1,892

	01	02	03	04
0001 1	720	434	0	75
0002 2	52	28	0	9
0003 3	467	279	1	50
0004 4	582	238	0	36
0005 5	110	79	0	19
0006 6	99	37	0	9
0007 7	1215	772	0	124
0008 8	301	192	0	29
0009 9	391	93	0	42
0010 10	143	90	0	21
0011 11	712	436	1	48
0012 12	435	193	1	53
0013 13	1363	607	0	142
0014 14	100	37	0	6
0015 15	544	208	0	59
0016 16	113	61	0	10
0017 17	170	92	0	21
0018 18	587	306	0	66
0019 19	112	65	0	16
0020 20	429	279	0	40
0021 21	980	703	0	99
0022 22	263	191	0	26
0023 23	891	653	0	116
0024 24	292	163	0	35
0025 25	500	307	0	63
0026 26	612	398	0	58
0027 27	761	536	1	97
0028 28	131	125	0	7
0029 29	506	260	0	42
0030 30	508	405	0	55
0031 31	480	425	0	74
0032 32	148	96	2	19
0033 33	245	235	1	42
0034 34	275	147	0	22
0035 35	145	102	0	15
0036 36	272	193	1	33
0037 37	401	310	2	60
0038 38	243	190	0	39
0039 39	44	35	0	4
0040 40	268	215	0	40
0041 41	410	258	0	55
0042 42	152	100	0	16

RACE BY PRECINCT

Klamath County, Oregon

General Election

November 4, 2008

RUN DATE:11/17/08 10:50 AM

REPORT-EL52

PAGE 0050

65 Changes General Election Nomination Process

VOTES PERCENT

VOTES PERCENT

Vote for 1

01 = Yes

02 = No

8,069 30.67

18,244 69.33

03 = OVER VOTES

04 = UNDER VOTES

6

3,328


	01	02	03	04
0001 1	363	720	0	146
0002 2	33	42	0	14
0003 3	219	498	1	79
0004 4	242	516	0	98
0005 5	59	122	0	27
0006 6	48	82	0	15
0007 7	596	1290	0	225
0008 8	143	329	0	50
0009 9	148	307	1	70
0010 10	63	151	0	40
0011 11	284	817	0	96
0012 12	193	391	0	98
0013 13	582	1262	1	267
0014 14	36	92	0	15
0015 15	200	504	0	107
0016 16	58	110	0	16
0017 17	72	171	0	40
0018 18	266	583	0	110
0019 19	47	118	0	28
0020 20	223	444	0	81
0021 21	483	1116	0	183
0022 22	127	305	0	48
0023 23	402	1066	1	191
0024 24	136	303	0	51
0025 25	207	563	1	99
0026 26	299	659	0	110
0027 27	384	871	0	140
0028 28	55	183	0	25
0029 29	228	500	0	80
0030 30	247	627	0	94
0031 31	266	600	0	113
0032 32	70	165	0	30
0033 33	140	295	1	87
0034 34	122	278	0	44
0035 35	79	152	0	31
0036 36	140	305	0	54
0037 37	241	443	0	89
0038 38	108	309	0	55
0039 39	10	60	0	13
0040 40	155	309	0	59
0041 41	216	425	0	82
0042 42	79	161	0	28

RACE BY PRECINCT

Klamath County, Oregon
 General Election
 November 4, 2008

RUN DATE:11/17/08 10:50 AM

REPORT-EL52 PAGE 0051

18- Changes Klamath County Government Under Charter

VOTES PERCENT

VOTES PERCENT

Vote for 1



01 = Yes

02 = No

9,535 36.05
 16,911 63.95

03 = OVER VOTES
 04 = UNDER VOTES

4
 3,197

	01	02	03	04
0001 1	507	564	0	158
0002 2	42	38	0	9
0003 3	241	451	0	105
0004 4	259	489	0	108
0005 5	61	125	0	22
0006 6	50	84	0	11
0007 7	662	1209	0	240
0008 8	178	307	0	37
0009 9	205	271	0	50
0010 10	85	140	0	29
0011 11	366	756	0	75
0012 12	263	346	0	73
0013 13	834	1054	0	224
0014 14	60	66	1	16
0015 15	247	466	0	98
0016 16	65	104	0	15
0017 17	70	176	0	37
0018 18	290	565	0	104
0019 19	55	116	0	22
0020 20	222	452	0	74
0021 21	575	1048	0	159
0022 	142	300	0	38
0023 	474	1011	0	175
0024 24	139	292	1	58
0025 25	258	527	0	85
0026 26	383	577	0	108
0027 27	448	799	0	148
0028 28	72	164	0	27
0029 29	234	500	0	74
0030 30	308	563	0	97
0031 31	327	530	0	122
0032 32	75	152	1	37
0033 33	145	293	0	85
0034 34	135	275	0	34
0035 35	75	158	1	28
0036 36	145	289	0	65
0037 37	250	424	0	99
0038 38	130	281	0	61
0039 39	26	53	0	4
0040 40	132	329	0	62
0041 41	224	402	0	97
0042 42	76	165	0	27

RACE BY PRECINCT

Klamath County, Oregon
General Election
November 4, 2008

RUN DATE:11/17/08 10:50 AM

REPORT-EL52 PAGE 0052

Chair Commissioner, District No. 1
Vote for 1
01 = Bill Scally
02 = WRITE-IN

VOTES PERCENT

VOTES PERCENT

2,951 94.37
176 5.63

03 = OVER VOTES
04 = UNDER VOTES

1
3,359

	01	02	03	04
0001 1	736	23	0	470
0002 2	48	4	0	37
0003 3	330	28	0	439
0004 4	360	24	0	472
0005 5	81	7	0	120
0007 7	874	56	0	1181
0011 11	522	34	1	640

RACE BY PRECINCT

Klamath County, Oregon

General Election

November 4, 2008

RUN DATE:11/17/08 10:50 AM

REPORT-EL52

PAGE 0053

Cha Commissioner, District No. 2
Vote for 1

- 01 = Dennis A Ensor
- 02 = Charlotte Rodgers
- 03 = Ruth Ann Patton

VOTES PERCENT

VOTES PERCENT

1,012 31.09 04 = WRITE-IN
 1,300 39.94 05 = OVER VOTES
 845 25.96 06 = UNDER VOTES

98 3.01
 4
 2,680

	01	02	03	04	05	06
0006 6	14	29	21	2	0	79
0008 8	80	144	64	16	0	218
0009 9	81	125	74	7	0	239
0010 10	40	40	38	3	0	133
0013 13	352	487	314	35	3	921
0014 14	24	31	22	4	0	62
0015 15	161	159	84	11	0	396
0016 16	34	43	42	0	0	65
0017 17	55	43	33	7	0	145
0018 18	171	199	153	13	1	422

RACE BY PRECINCT

Klamath County, Oregon
General Election
November 4, 2008

RUN DATE:11/17/08 10:50 AM

REPORT-EL52 PAGE 0054

Char Commissioner, District No. 3
Vote for 1
01 = Michael Angeli
02 = Ronald L Campbell
03 = WRITE-IN

VOTES PERCENT

VOTES PERCENT

1,057 36.52
1,724 59.57
113 3.90

04 = OVER VOTES
05 = UNDER VOTES

0
3,172

	01	02	03	04	05
0012 12	78	186	11	0	407
0019 19	35	68	3	0	87
0020 20	145	243	14	0	346
0021 21	310	458	36	0	978
0025 25	157	251	16	0	446
0026 26	178	301	22	0	567
0041 41	154	217	11	0	341

RACE BY PRECINCT

Klamath County, Oregon

General Election

November 4, 2008

RUN DATE:11/17/08 10:50 AM

REPORT-EL52

PAGE 0055

Chairman Commissioner, District No. 4

Vote for 1

01 = Craig Rovzar

02 = James M Caylor

03 = WRITE-IN

VOTES PERCENT

VOTES PERCENT

1,290 42.80

1,570 52.09

154 5.11

04 = OVER VOTES

05 = UNDER VOTES

0

2,777

01 02 03 04 05

0030 30	226	228	27	0	487
0031 31	250	219	21	0	489
0032 32	51	68	6	0	140
0033 33	102	132	15	0	274
0034 34	88	129	14	0	213
0035 35	57	78	7	0	120
0036 36	115	156	20	0	208
0037 37	181	200	18	0	374
0038 38	99	140	13	0	220
0039 39	16	30	2	0	35
0040 40	105	190	11	0	217

RACE BY PRECINCT

RUN DATE:11/17/08 10:50 AM

Klamath County, Oregon
General Election
November 4, 2008

REPORT-EL52 PAGE 0056

Chairman Commissioner, District No. 5
Vote for 1

01 = Dean A Peugh
02 = WRITE-IN

VOTES PERCENT

2,480 95.79
109 4.21

03 = OVER VOTES
04 = UNDER VOTES

VOTES PERCENT

1
2,774

	01	02	03	04
0022 22	237	13	0	230
0023 23	747	32	1	880
0024 24	230	13	0	247
0027 27	617	24	0	754
0028 28	128	7	0	128
0029 29	395	12	0	401
0042 42	126	8	0	134

RACE BY PRECINCT

Klamath County, Oregon
General Election
November 4, 2008

RUN DATE:11/17/08 10:50 AM

REPORT-EL52 PAGE 0057

18-78 911 Operating Fund
Vote for 1
01 = Yes
02 = No

VOTES PERCENT

VOTES PERCENT

11,312 40.53 03 = OVER VOTES
16,599 59.47 04 = UNDER VOTES

8
1,728

	01	02	03	04
0001 1	439	695	2	93
0002 2	32	48	0	9
0003 3	331	415	0	51
0004 4	298	516	1	41
0005 5	67	128	0	13
0006 6	39	98	0	8
0007 7	746	1230	0	135
0008 8	208	296	0	18
0009 9	157	340	0	29
0010 10	111	127	0	16
0011 11	462	697	0	38
0012 12	243	399	0	40
0013 13	684	1314	0	114
0014 14	45	86	0	12
0015 15	236	516	0	59
0016 16	77	95	0	12
0017 17	136	128	1	18
0018 18	375	525	0	59
0019 19	88	96	0	9
0020 20	280	432	0	36
0021 21	739	967	0	76
0022 22	164	291	0	25
0023 23	668	899	0	93
0024 24	207	255	0	28
0025 25	334	475	1	60
0026 26	451	552	1	64
0027 27	568	748	0	79
0028 28	111	144	0	8
0029 29	290	485	0	33
0030 30	385	536	0	47
0031 31	428	478	0	73
0032 32	101	146	0	18
0033 33	234	249	0	40
0034 34	164	256	1	23
0035 35	107	133	0	22
0036 36	208	267	0	24
0037 37	357	356	0	60
0038 38	148	280	1	43
0039 39	31	48	0	4
0040 40	177	311	0	35
0041 41	301	372	0	50
0042 42	85	170	0	13

RACE BY PRECINCT

Klamath County, Oregon
General Election
November 4, 2008

RUN DATE:11/17/08 10:50 AM

REPORT-EL52 PAGE 0059

18- Klamath Community College

Vote for 1

01 = Yes

02 = No

VOTES PERCENT

12,013 44.67
14,878 55.33

03 = OVER VOTES
04 = UNDER VOTES

VOTES PERCENT

3
1,524

	01	02	03	04
0002 2	24	55	0	10
0003 3	301	441	0	55
0004 4	277	524	0	55
0005 5	70	124	0	14
0006 6	40	94	0	11
0007 7	867	1133	0	111
0008 8	238	267	0	17
0009 9	191	302	0	33
0010 10	150	86	0	18
0011 11	459	696	0	42
0012 12	309	334	0	39
0013 13	778	1224	1	109
0014 14	35	98	0	10
0015 15	321	446	0	44
0016 16	83	89	0	12
0017 17	129	133	0	21
0018 18	395	510	0	54
0019 19	75	109	0	9
0020 20	319	393	0	36
0021 21	802	902	0	78
0022 22	191	264	0	25
0023 23	650	927	1	82
0024 24	209	256	0	25
0025 25	364	461	0	45
0026 26	492	531	0	45
0027 27	598	718	0	79
0028 28	112	142	0	9
0029 29	315	463	0	30
0030 30	453	468	0	47
0031 31	526	389	0	64
0032 32	126	125	0	14
0033 33	276	214	0	33
0034 34	172	247	0	25
0035 35	114	127	0	21
0036 36	234	241	0	24
0037 37	422	304	1	46
0038 38	219	219	0	34
0039 39	26	52	0	5
0040 40	228	261	0	34
0041 41	342	334	0	47
0042 42	81	175	0	12

RACE BY PRECINCT

Klamath County, Oregon
General Election
November 4, 2008

RUN DATE:11/17/08 10:50 AM

REPORT-EL52 PAGE 0060

18- Klamath County Fire District # 1
Vote for 1
01 = Yes
02 = No

VOTES PERCENT

VOTES PERCENT

7,035 37.52 03 = OVER VOTES
11,716 62.48 04 = UNDER VOTES

2
1,669

	01	02	03	04
0007 7	141	142	0	27
0008 8	166	320	0	36
0009 9	12	41	0	9
0010 10	114	117	0	23
0011 11	4	11	0	1
0012 12	192	405	0	74
0013 13	319	705	0	105
0015 15	5	5	0	2
0018 18	297	557	0	97
0019 19	74	102	0	17
0020 20	243	431	0	74
0021 21	620	1022	0	140
0022 22	126	310	0	44
0023 23	554	933	0	173
0024 24	179	265	0	46
0025 25	299	508	0	63
0026 26	386	595	1	86
0027 27	505	756	0	134
0028 28	97	149	0	17
0029 29	269	511	0	28
0030 30	341	577	0	50
0031 31	390	511	0	78
0032 32	95	155	0	15
0033 33	196	276	0	51
0034 34	153	270	0	21
0035 35	91	148	0	23
0036 36	180	289	0	30
0037 37	332	381	0	60
0038 38	135	292	1	44
0039 39	25	52	0	6
0040 40	161	327	0	35
0041 41	283	392	0	48
0042 42	51	161	0	12

RACE BY PRECINCT

Klamath County, Oregon
General Election
November 4, 2008

RUN DATE:11/17/08 10:50 AM

REPORT-EL52 PAGE 0058

9-5 Central Oregon Community College

VOTES PERCENT

VOTES PERCENT

Vote for 1

01 = Yes

02 = No

278 25.16

827 74.84

03 = OVER VOTES

04 = UNDER VOTES

0

124

01 02 03 04

0001 1

278 827 0 124

RACE BY PRECINCT

Klamath County, Oregon
General Election
November 4, 2008

RUN DATE:11/17/08 10:50 AM

REPORT-EL52 PAGE 0061

9-6 Pine Rural Fire Protection District
Vote for 1
01 = Yes
02 = No

VOTES PERCENT

VOTES PERCENT

69 61.61 03 = OVER VOTES
43 38.39 04 = UNDER VOTES

0
11

01	02	03	04

69	43	0	11

0001 1